

# Hassocks Infant School

## Phonics



## Aims

- To understand what phonics is.
- To know why and how we teach phonics at Hassocks Infant School
- To talk through the upcoming phonics screening assessment
- To better understand how to support your child with phonics at home.





# What is phonics?

- Phonics is one approach in helping children learn to read and spell. It forms part of a set of skills we use to teach children to become readers and writers.

- It teaches children to;

- ❖listen carefully and identify the sounds that make up each word
- ❖recognise the sounds that each letter makes **p**
- ❖identify the sounds that combinations of letters make **sh ee**
- ❖blend these sounds together from left to right to read a word

**sheep**

- ❖ **Segment sounds to spell.**

- Being able to read the words is only one part of being a reader (decoding)**



# PARENT TASK!

Can you read this?

**rhombicosidodecahedron**



# How the sounds are pronounced

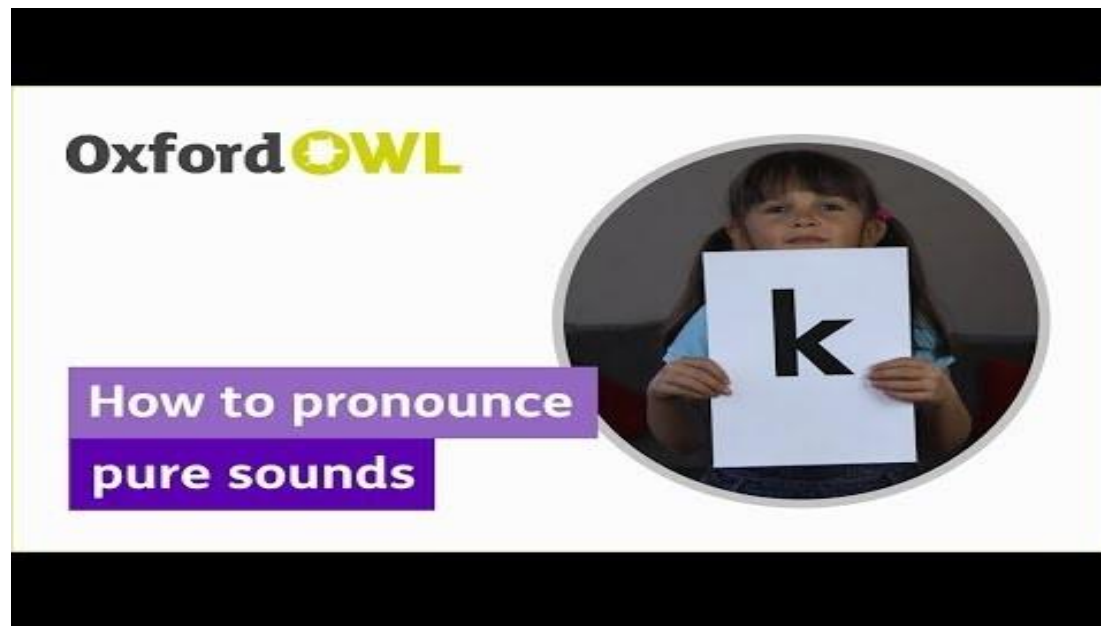
What do you get if you add /uh/?

- Hen                      Henna
- Din                      Dinner
- Mat                      Matter



# How the sounds are pronounced

- Pronouncing sounds correctly and clearly is key to phonics progress.



# Terminology

**Phoneme**

The smallest unit of sound in a word

**Graphemes**

How the sounds are written (letters)

**Digraph**

2 letters making 1 sound

**Trigraph**

3 letters making 1 sound

**Split digraph**

2 letters making 1 sound but with a letter in between.

**Segmenting and blending**





# Year 1 Phonics Screening Check


- In the summer term of Year 1 the children will take part in the phonics screening check (A Government Assessment ).
- Year 2 children who also achieved below the expected standard will re-take it.
- **This is to confirm children have learned sufficient phonic blending and decoding to an appropriate standard.**

They will sit with their class teacher, in a quiet area. Each test takes around 10 minutes. However some children may need longer and some children less time. If a child needs a rest or break they can have these and come back to the test later in the day.






- The children will read 20 real words and 20 pseudo-words.
- The pseudo words are included because they are new to all children. They do not favour children who may have a good vocabulary knowledge or visual memory of words. Children will need to apply their phonics knowledge to work them out.
- **Many children try to make sense of the alien words. The alien words can cause issues, especially if the child is a competent reader, as they are always looking to make alien words into real words.**
- **So, included in our phonics sessions, we use real and alien words when learning new sounds, so the children are encouraged to use phonics as the predominant tool when they come across a new word.**



- The phonics screening will be taking place during the week commencing 6<sup>th</sup> June 2022.
- If your child doesn't pass the phonics screening check in year 1, they will take it again in the summer term of year 2 2023.



2019

Phonics

### Screening check: answer sheet

First name	
Last name	

**Screening check responses:** Please tick the appropriate box for each word. The use of the comment box is optional.

Section 1				Section 2			
Word	Correct	Incorrect	Comment	Word	Correct	Incorrect	Comment
sut				vaw			
yad				meast			
dop				waib			
uct				zome			
meck				brend			
shig				throst			
joil				stret			
chort				spraw			
blam				few			
drell				fried			
fusp				beak			
quisk				cute			
shop				crust			
yell				trails			
peel				strip			
check				scraps			
plug				label			
sweep				vanish			
soft				blossom			
yards				thankful			
<b>Total correct</b>							




in

at

beg

sum

dack



chob



nurt



queet



## Reporting To Parents

By the end of the Summer term all schools must report their child's results to parents.

They will also confirm if the child has met the standard threshold.

Children who do not achieve the expected level will retake the test when they are in Year 2.



[twinkl.co.uk](https://www.twinkl.co.uk)



## How Are The Results Used?

Results from the check will be used by schools to analyse their own performance and for Ofsted to use in inspections.



## Tips and tricks for home

- Pronounce sounds correctly - use your sound mats whenever and wherever possible.
- Use phonics when reading - let them have a go first and if they are struggling show them how to do it (use the sound mat to help you)
- Use phonics when writing - shopping lists, stories. Don't worry about it being correct as long as you can read it phonetically.
- Some words don't follow normal spelling rules. These are called 'tricky words'. We look for the tricky part in each word so they don't catch us out. Some children find it easier to learn these by sight but we always encourage them to use phonics first.
- Let your child teach you!



# Useful Websites

<http://www.phonicsplay.co.uk/>

<https://www.ictgames.com/phonicsPop/index.html>

<http://www.oxfordowl.co.uk/welcome/home/reading-owl/fun-ideas>

<https://www.bbc.co.uk/cbeebies/grownups/the-alphablocks-guide-to-phonics>

There are some apps that you may like to try also..

Just for iphone/ ipad – app store – read and phonics games app  
lots of fun!



Just for android – play store - phonics screening pro – let's you run  
though past screenings. Once downloaded if you just click on test –  
new test – start test

Phonics Screening  
Pro







# Please remember....

- Phonics is just one method of teaching children how to read.



**\*It is really important that children read for enjoyment\***

- Please continue to share lovely books with your child. It will help them to develop a love of reading, whilst building upon the key skills.





# Questions???

