# How to say the Phase 5 sounds

At Phase 5, children learn alternative graphemes for sounds introduced in Phases 2 and 3.

## Sounds introduced in Phase 2

| Grapheme and mnemonic | Pronunciation phrase | Phase 5 Graphemes |
|---|---|---|
| | Show your teeth and let the **s** hiss out **ssssss ssssss** | **c se ce st sc** |
| | Open your lips a bit; put your tongue behind your teeth and make the **nnnnn** sound **nnnnn** | **kn gn** |
| | Put your lips together and make the **mmmmm** sound **mmmmm** | **mb** |
| | Open your mouth into a little smile; make your tongue flat and move it up towards the top of your mouth to say **c c c** | **ch** |
| | Show me your teeth to make a **rrrr** sound **rrrrr** | **wr** |
| | Open your lips a little; put your teeth on your bottom lip and push the air out to make the sound **fffff fffff** | **ph** |
| | Open your mouth a little; put your tongue up to the top of your mouth, behind your teeth, and press **lllll lllll** | **le al** |
| | Pucker your lips and show your teeth; use your tongue as you say **j j j** | **g dge ge** |
| | Put your teeth against your bottom lip and make a buzzing sound **vvvvv vvvvv** | **ve** |

©2022 Wandle Learning Trust. All rights reserved.

| Grapheme and mnemonic | Pronunciation phrase | Phase 5 Graphemes |
|---|---|---|
| | Pucker your lips and keep them small as you say **w w w** | **wh** |
| | Show me your teeth and buzz the **z** sound **zzzzz zzzzz** | **se ze** |
| | Pucker your lips and show your teeth; use your tongue as you say **ch ch ch** | **tch ture*** |
| | Show me your teeth and push the air out **shshshshshsh** | **ch ti ssi si ci** |
| | Open your mouth wide and say **e e e** | **ea** |
| | Pull your lips back and make the **i** sound at the back of your mouth **i i i** | **y** |
| | Make your mouth into a round shape and say **o o o** | **a** |
|  | Open your mouth wide and say **u u u** | **o–e o ou** |

*Note that the pronunciation of 'ture' has a slight schwa sound at the end.

©2022 Wandle Learning Trust. All rights reserved.

## Sounds introduced in Phase 3

| Grapheme | Catchphrase | Pronunciation phrase | Phase 5 Graphemes |
|---|---|---|---|
| ai | tail in the rain | Open your mouth wide and say **ai ai ai** | **ay**<br>**a**<br>**a-e**<br>**eigh**<br>**aigh**<br>**ey**<br>**ea** |
| ee |  sheep in a jeep | Smile with your lips apart and say **ee ee ee** | **ea**<br>**e**<br>**e-e**<br>**ie**<br>**y**<br>**ey** |
| igh | a light in the night | Open your mouth in a relaxed way and say **igh igh igh** | **ie**<br>**i**<br>**i-e**<br>**y** |
| oa | soap that goat | Make an 'o' with your mouth and say **oa oa oa** | **o**<br>**o-e**<br>**ou**<br>**oe**<br>**ow** |

©2022 Wandle Learning Trust. All rights reserved.

| Grapheme | Catchphrase | Pronunciation phrase | Phase 5 Graphemes |
|---|---|---|---|
| oo |  zoom to the moon | Open your mouth just a bit, put your hand on your tummy, pull your tummy in and say **oo oo oo** | **ue**<br>**u-e**<br>**ew**<br>**ou**<br>**ui** |
| yoo | | Pucker your lips and keep them small as you say **yoo yoo yoo** | **ue**<br>**u**<br>**u-e**<br>**ew** |
| oo | hook a book | Open your mouth just a bit, put your hand on your tummy, pull your tummy in and say **oo oo oo** | **u***<br>**oul** |
| ar | march in the dark | Open your mouth wide, push your tongue down and say **ar ar ar** | **a***<br>**al*** |

©2022 Wandle Learning Trust. All rights reserved.

| Grapheme | Catchphrase | Pronunciation phrase | Phase 5 Graphemes |
|---|---|---|---|
| or |  born with a horn | Make an 'o' with your mouth, push your tongue down and say **or or or** | **aw**<br>**au**<br>**aur**<br>**oor**<br>**al**<br>**a**<br>**oar**<br>**ore** |
| ur | curl the fur | Open your mouth in a relaxed way, push your tongue down and say **ur ur ur** | **er**<br>**ir**<br>**or** |
| ow | wow owl | Open your mouth wide then move your lips together as you say **ow ow ow** | **ou** |
| oi |  boing boing | Make an 'o' with your mouth then move your lips out as you say **oi oi oi** | **oy** |

 | ©2022 Wandle Learning Trust. All rights reserved.

| Grapheme | Catchphrase | Pronunciation phrase | Phase 5 Graphemes |
|---|---|---|---|
| ear |  get near to hear | Smile with your lips apart, push your tongue to your teeth as you say **ear ear ear** | **ere**<br>**ear** |
| air | chair in the air | Open your mouth wide, push your tongue down as you say **air air air** | **are**<br>**ere**<br>**ear** |
| zh | | Pucker your lips and show your teeth; push the air over your tongue as you say **zh zh** | **su**<br>**si** |

*depending on regional accent

©2022 Wandle Learning Trust. All rights reserved. 