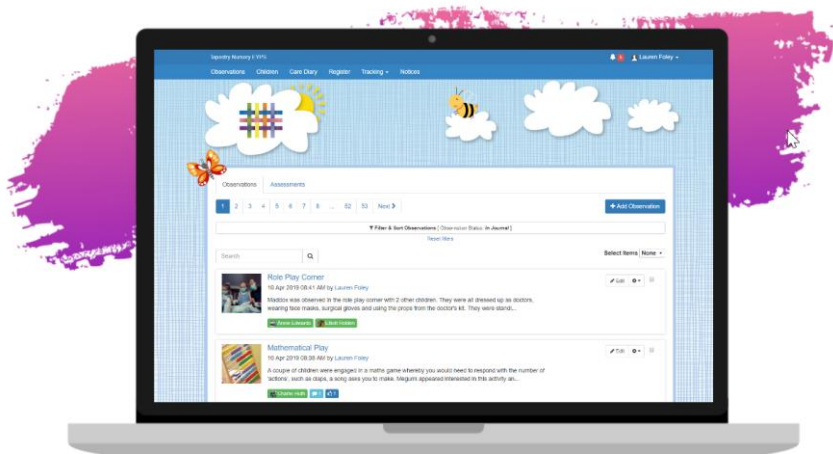




Tapestry Parent Workshop

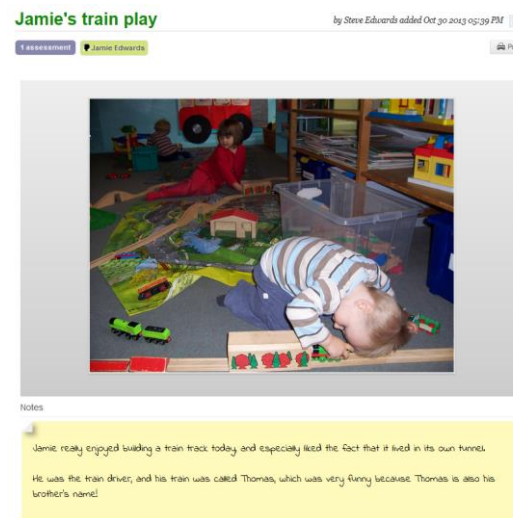


What is Tapestry?

Tapestry is an online journal. It is a way to collect photos, videos and observations – to share information about what your child is learning.

It can be accessed through the website or you can download an app on phones or tablets.

You can view and add observations easily using the app.





What happens on Tapestry at your child's setting?

Staff will be adding observations about the children during the week.

They will be looking to record moments when your child shows them new learning, or when they demonstrate that they have totally nailed a skill or acquired new knowledge/vocabulary.

This helps staff to know where your child is working developmentally and plan/action the next learning steps for them.

They may also simply take a photo/video to capture and show you their 'wow moments'.



Expectations



Numbers of observations will vary – we also collect evidence in other ways and want the majority of our time to be interacting with your children (not on iPads!).

Just because your child may not have an observation one week, it does not mean they haven't been learning.

Observations will have the areas of learning codes as titles – these help us keep track of evidence. A copy of these codes will be sent to you via Parentmail and there will be a paper copy at the office.

The photos on Tapestry are to remain as online files – they cannot be screenshotted/copied/shared. This maintains the safety of the online journals.

EYFS Codes

Area of Learning	Code
Communication and Language	CAL
Personal, Social and Emotional Dev	PSED
Fine Motor	FMR
Gross Motor	GMR
Reading	RDG
Writing	WRT
Comprehension	COMP
Number	NUM
Number Patterns	NPT
Shape, Space & Measures	SSM
Past and Present	PAP
People, Cultures and Communities	PCC
The Natural World	TNW
Expressive Arts and Design	EAD
Creating with Materials	CWM
Being Imaginative and Expressive	BIE
Characteristics of Effective Teaching and Learning	CETL
Vocabulary	VCB
Teacher	T
Adult Lead	AL
Adult Directed	AD
Unsupported/Independent Learning	U/I
Teacher Support	TS

Observations

As the title, observations will have codes for the main areas of learning that it covers.

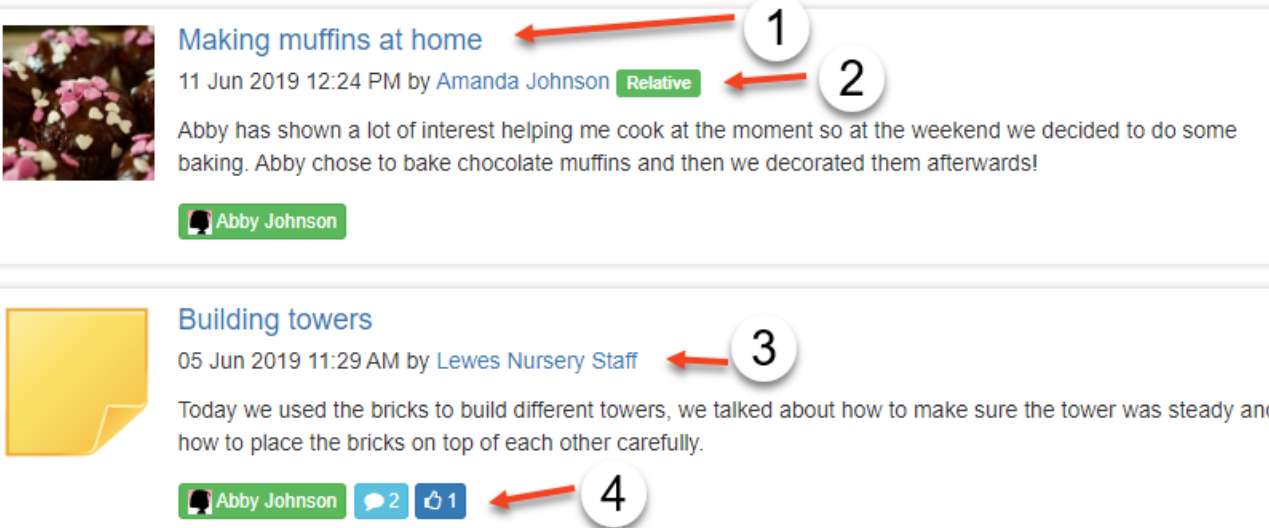
There will be a brief description of what has been observed.

Any child voice will be in speech marks, with their initials to identify who is talking.

Adult intervention will be denoted with a 'T' - this will show how they have dug a little deeper into the child's understanding and gained more knowledge for assessment taken of the learning in the moment.

What will you see on your Tapestry account?

Get	You will get a notification telling you there is a new observation.
See	You will see a screen showing the observations that have been made about your child.
Who	You can see whether they have been made by a relative or a staff member
Like	You can see how many likes/comments have been made for an observation
Search	You can search for an observation using the filter and sort bar and if you have more than one child you can see them in the 'children' tab at the top



Making muffins at home
11 Jun 2019 12:24 PM by [Amanda Johnson](#) Relative
Abby has shown a lot of interest helping me cook at the moment so at the weekend we decided to do some baking. Abby chose to bake chocolate muffins and then we decorated them afterwards!

[Abby Johnson](#)

Building towers
05 Jun 2019 11:29 AM by [Lewes Nursery Staff](#)
Today we used the bricks to build different towers, we talked about how to make sure the tower was steady and how to place the bricks on top of each other carefully.

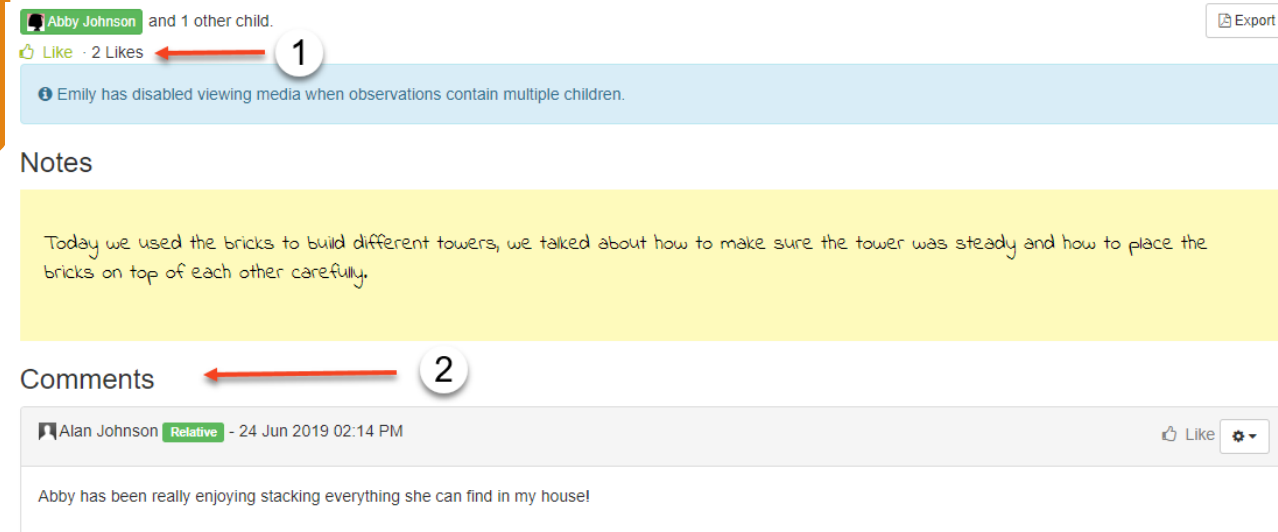
[Abby Johnson](#) 2 1

What can *you* do with Tapestry?

There are three different ways you can interact with Tapestry

They vary in speed and level of engagement!

- Please **LIKE** an observation that has been added by a member of staff. This is super quick and just lets the team know you have seen the observation.
- You can **add a comment** on an existing observation. This can be a great way to let the team know whether your child does the same things at home, you can ask the staff more about this bit of learning your child is doing so you can support them with it too, or you can ask any questions/mention any worries.
- You can add your own observation...



The screenshot displays a user interface for Tapestry. At the top, it shows 'Abby Johnson and 1 other child.' followed by a 'Like' button and '2 Likes'. A red arrow points to the 'Like' button, which is labeled with a circled '1'. Below this is a light blue notification bar stating 'Emily has disabled viewing media when observations contain multiple children.' Underneath is a 'Notes' section with a yellow background containing the text: 'Today we used the bricks to build different towers, we talked about how to make sure the tower was steady and how to place the bricks on top of each other carefully.' Below the notes is a 'Comments' section, indicated by a red arrow and a circled '2'. It shows a comment by 'Alan Johnson' dated '24 Jun 2019 02:14 PM' with a 'Like' button and a settings icon.

Abby Johnson and 1 other child. Export

Like · 2 Likes 1

Emily has disabled viewing media when observations contain multiple children.

Notes

Today we used the bricks to build different towers, we talked about how to make sure the tower was steady and how to place the bricks on top of each other carefully.

Comments 2

Alan Johnson Relative - 24 Jun 2019 02:14 PM Like

Abby has been really enjoying stacking everything she can find in my house!

Adding your own observation



- ▶ This is a great way to engage with your child's learning!
- ▶ What kinds of things can you add?
 - A photo and a note about mini outings – e.g. going on the bus into town
 - A family celebration like a birthday or special visit
 - Everyday experiences you have together – cooking, a favourite book, gardening, jumping in puddles, building a Lego model
 - Any new learning you see happening – using scissors, counting, kicking a ball, writing, making connections
 - Things that link to what we are learning in school – see Parent Weekly Overview

How to add your observation

Add Observation

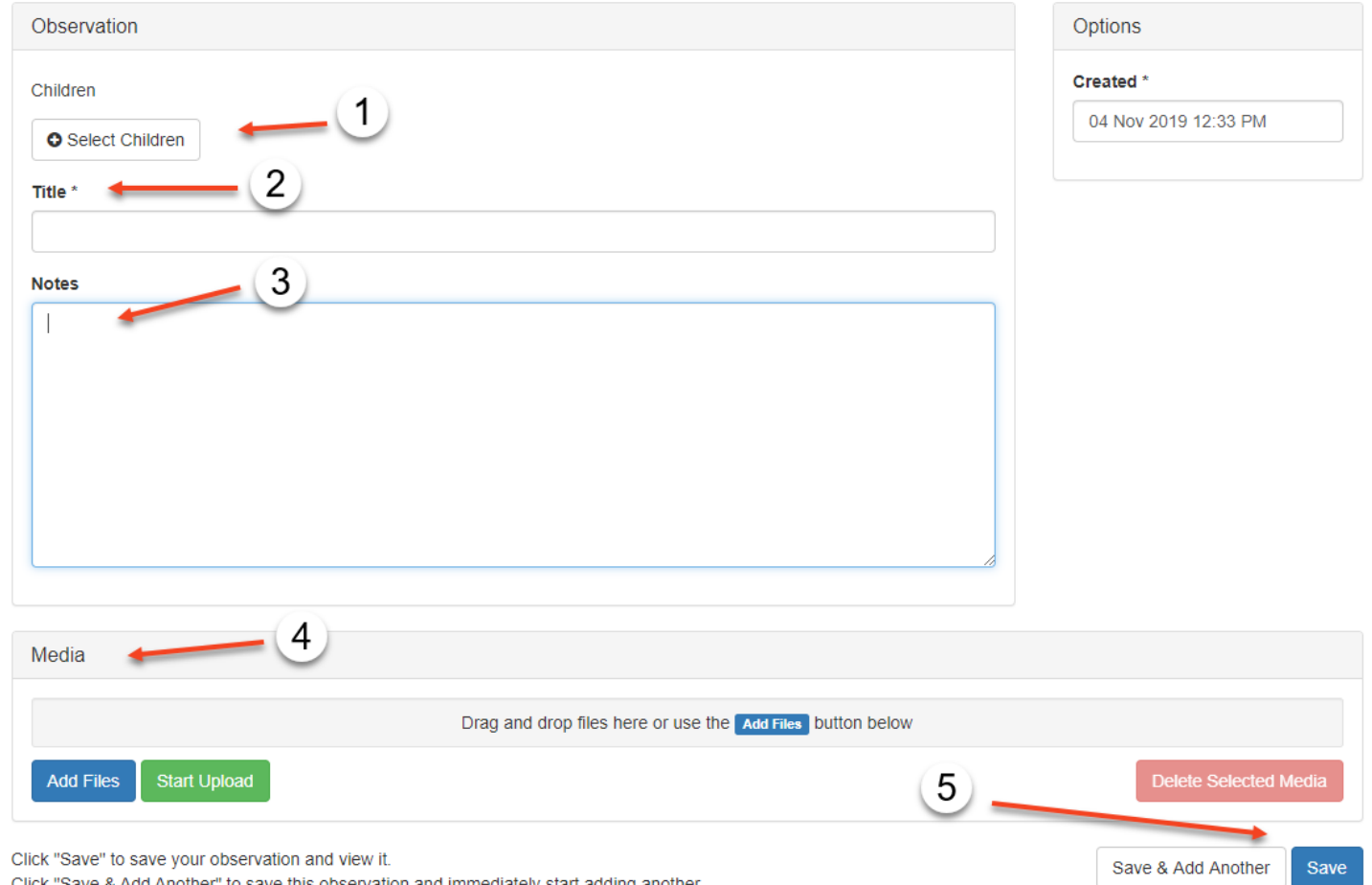
Click on the blue 'Add Observation' button

Select your child and add a title – you need to do this to be able to save the observation

Write any notes about what your child did – this can be very quick

Add a photo

And 'save'



The screenshot shows the 'Add Observation' form with the following components and numbered steps:

- Step 1:** Points to the 'Select Children' button in the 'Children' section.
- Step 2:** Points to the 'Title *' text input field.
- Step 3:** Points to the 'Notes' text area.
- Step 4:** Points to the 'Media' section header.
- Step 5:** Points to the 'Delete Selected Media' button.

Other visible elements include a 'Save' button at the top right, an 'Options' sidebar with a 'Created *' timestamp of '04 Nov 2019 12:33 PM', and a bottom bar with 'Add Files', 'Start Upload', 'Save & Add Another', and 'Save' buttons.

Click "Save" to save your observation and view it.
Click "Save & Add Another" to save this observation and immediately start adding another.


How does adding observations yourself help your child?

- ▶ Every time you add an observation you tell the staff a bit more about your child
- ▶ Staff will know to ask your child about a family visit or a trip, helping them to feel remembered and special. They can look at this together on their Tapestry Learning Journal
- ▶ Staff can help your child make connections e.g. when your child is making cakes with the playdough, the practitioner can chat with them about the cooking they already know your child did at home
- ▶ Knowing more about the 'funds of knowledge' your child has and develops with, helps the staff to plan a rich and exciting curriculum for them



Sharing Tapestry with your child

- ▶ You can share your child's learning journal with them
- ▶ Spend time looking at the photos that have been added by you or by members of staff - ask your child about them
- ▶ This is an important way to engage with your child's learning and to support their vocabulary and language development



TAPESTRY
ONLINE LEARNING
JOURNAL



Thank you!

Any questions?

If you think of anything, please come and ask.

Further information for parents and carers can be found on the Tapestry website <https://www.tapestry.info/parents-carers.html>

You will have already received your log on information and should have signed up. Thank you to those who have already started to engage with likes and comments.

If you forget your username or password, or it has expired, please ask the office team who will send you a new one or advise what to do.

We look forward to your increased interaction with this fantastic, shared learning and celebration tool!