


Hassocks Infant School
 Weekly information for Parents and Carers
 Weekly Overview

Year group: 1

Date: W.B 26.02.24

Area of learning	What we will be learning
<p>Communication, Language and Literacy</p>	<div style="display: flex; justify-content: space-between;"> <div style="width: 65%;">  <p>We are learning to:</p> <ul style="list-style-type: none"> ★ write descriptive sentences, building on what we already know and begin to use similes. ★ Investigate characters in the story by writing sentence strings. ★ over the next 2 weeks we will be writing a pirate guide to help the grown-up pirate in the book become better pirates. <p><u>Vocabulary:</u> Fearsome, stealthy, as quiet as mice, stealthy as shadows.</p> <p><u>With your child you could:</u></p> <ul style="list-style-type: none"> • Make up similes about people or characters in books. • Discuss different characters in books you read and talk about adjectives that could be used to describe them. </div> <div style="width: 30%; padding-left: 10px;"> <p><u>Phonics focus:</u> /ch/ tch match /ch/ ture adventure /ar/ al half* /ar/ a father</p> <p><u>Tricky words:</u> because eye</p> <p><u>With your child you could:</u></p> <ul style="list-style-type: none"> • Be digraph detectives and look for the focus sounds in books you read or signs. • Rainbow write the tricky words making each letter a different colour. </div> </div>
	<p><u>Handwriting:</u> This term we will focus on capital letters. This week they are:</p> <p style="text-align: center; font-size: 1.5em; font-weight: bold;">F G H I J</p>
<p>Mathematical Development</p>	<p>Over the next few weeks, we will be looking at place value to 50.</p> <p><u>We will be learning to:</u></p> <ul style="list-style-type: none"> • Group into 10s and 1s. • Partition into 10s and 1s using a part whole. • Look at the number line to 50 <p><u>Words you might hear your child say!</u> multiple, represent, partition</p> <p><u>Maths fluency:</u> This week the children will explore the composition of 9, building on their knowledge that 9 is 1 more than 8, and can be composed of 5 and 4. They will see that 9 can be composed as a 'square shape' and use this information to explore the patterns that can be made in a 3-by-3 grid. The children will also consider 9 in relation to 10, seeing that on the rekenrek they only need to leave 1 bead 'behind' to make 9. The sessions also provide an opportunity for the children to practise their conceptual subitising skills; identifying numbers within 9 in a variety of arrangements will help to develop their fluency.</p> <p><u>With your child you could:</u></p>

- ★ Play 'Guess how I made 9' using fingers. Hide fingers behind your back. Give the children clues such as "I have an odd number" and see if they can reason about the possible ways that 9 has been made.
- ★ Select stories that encourage the children to 'hunt' for numbers – e.g. 'Anno's Counting Book' by Mitsumasa Anno; 'One is a Snail, Ten is a Crab' by April Pulley Sayre, Jeff Sayre and Randy Cecil, or 'I Spy Numbers' by Jean Marzollo – and ask them to find ways in which 9 is arranged.
- ★ Look for arrangements of 9 in your environment.

Jigsaw PSED

This term we will be learning about 'Healthy me'.


We are learning to:

- Know how to make healthy lifestyle choices
- Feel good about myself when I make healthy choices

Vocabulary:
Healthy, Unhealthy, Balanced, Exercise, Sleep, Choices

You can ask your child?
 What healthy choices could we make each week?


Together time book:



History

This term we are learning about a very special pirate

Big question: Why was Grace O'Malley a special pirate?



We will be learning:

- In the past pirates lived on ships
- Pirates would sail for a long time.
- Pirates were often men.
- Grace O'Malley was a woman who didn't want an ordinary life.
- Grace O Malley was alive a long time before I was born in the distant past
- Grace O'Malley was often known as Granuaile
- Life in the 16th century was very different to life today

Vocabulary:
 Past, Distance, Past, century, sources, 16th century, pirate, similarities and differences.

With your child you can:
 Ask:

- ✓ What is a pirate?
- ✓ How do pirates behave?
- ✓ What was life like in the 16th Century?
- ✓ What is similar / different?

	<p>Find out:</p> <ul style="list-style-type: none"> ✓ About other special or unusual pirates. ✓ Look on the internet to find out more about Grace O'Malley
<p>Music</p>	<p>This term we will be learning about the sea</p> <p>We are learning to:</p> <ul style="list-style-type: none"> ★ Understand how music can represent changes in an environment ★ Understand how music can represent changes in an environment ★ say why two pieces of music sound different from each other ★ create sea sounds with my voice and body <p><u>Vocabulary</u> dynamics, pitch.</p> <p><u>You can ask your child?</u></p> <p>https://video.link/w/j0be listen to this piece of music</p> <ul style="list-style-type: none"> • What do you think the weather was like in today's piece? • Why do you think that? • What clues are there in the music that show us what the weather is like?
<p>Physical Development</p>	<p>Jenny will lead Friday PE sessions alongside the class teacher teaching sports hall athletics.</p> <p>Monday PE sessions will be led by the class teacher and will be focusing on gymnastics using apparatus.</p>
<p>Any Other Information</p>	<p>PE PE is on Monday and Friday if you haven't done so already please bring PE kits back.</p> <p>Phonics homework This will continue this week so look out for it to come home on Thursday or Friday.</p> <p>Library days: Chestnut has changed to Monday, Ash will still be Tuesday and Apple Thursday. We will be going to the library next week.</p> <p>Author Visit Hannah Peckham will be visiting this week on Friday and children will have a chance to buy a book at the end of the day or pre-order a book through the office.</p> <div data-bbox="331 1469 1145 1720" data-label="Image"> </div> <p>REMEMBER! It is World Book Day next week, so please remember to have an author or book prepared to share in class.</p>