




Hassocks Infant School  
 Weekly information for Parents and Carers  
 Weekly Overview

Year group: 1

Date: W.B 04.03.24

Area of learning	What we will be learning	
<b>Communication, Language and Literacy</b>	<p>We will be looking at the book 'Pirate Stew' by Neil Gaiman, and over the next few weeks, we will be generating ideas to respond and write our very own Pirate Stew poem.</p>  <p><b>We are learning to:</b></p> <ul style="list-style-type: none"> <li>★ We will be responding to the poem 'Pirate Stew,' using phonics to spell and challenging ourselves by adding adjectives to our Pirate Stew.</li> <li>★ We will be using our imagination to build and generate ideas for our own poem.</li> </ul> <p><u>With your child you could:</u></p> <ul style="list-style-type: none"> <li>- Read poems.</li> </ul>	<p><b>Phonics focus:</b>          /or/ a water          Schwa in longer words:          different          /o/ a want          /air/ ear ere bear there</p> <p><u>With your child you could:</u></p> <ul style="list-style-type: none"> <li>• Be digraph detectives and look for the focus sounds in books you read or signs.</li> </ul>
	<p><b>Handwriting:</b>          This term we will focus on capital letters. This week they are:</p> <p style="text-align: center; font-size: 2em; font-weight: bold;">H I J K L</p>	
<b>Mathematical Development</b>	<p>Over the next few weeks, we will be looking at place value to 50.</p> <p><b><u>We will be learning to:</u></b></p> <ul style="list-style-type: none"> <li>- Estimate on a number line to 50.</li> <li>- Find 1 more and 1 less for numbers up to 50.</li> </ul> <p><u>Words you might hear your child say!</u></p> <ul style="list-style-type: none"> <li>• Estimate. odd, even, subitising,</li> </ul> <p><b><u>Maths fluency:</u></b></p> <p>This week's activities will provide the children with an opportunity to further explore the composition of numbers within 10, identifying whether even numbers can be composed of parts that are odd/even, and whether odd numbers can be composed of parts that are odd/even. We will use numberblocks to look at numbers with an odd bit and numbers with a flat top.</p>  <p><u>With your child you could:</u></p>	

	<p>★ Draw a blank number line between 1-50 and ask your child to guess where a certain might number might appear. Encourage them to reason about why and how they know that.</p>
<p>Jigsaw PSED</p>	<p><b>This term we will be learning about ‘Healthy me’. This week our focus is on keeping safe around the home.</b></p> <p><b>We are learning to:</b></p> <ul style="list-style-type: none"> <li>• Recognise that all medication and household items are unsafe.</li> <li>• Keep safe around the home.</li> </ul> <p><u>Vocabulary:</u> safe, unsafe, household, home, medication, toiletries.</p> <p><u>You can ask your child?</u></p> <ul style="list-style-type: none"> <li>• Where might you find unsafe items around the home?</li> <li>• How can you keep safe in the kitchen/ bathroom?</li> <li>• What could you do if something was unsafe at home?</li> </ul> <p><u>Together time book:</u></p> 
<p>ART</p>	<p>This week will be learning about the work of Joseph Turner. See the link below for more information:</p> <p><a href="https://www.tate.org.uk/kids/explore/who-is/who-jmw-turner">https://www.tate.org.uk/kids/explore/who-is/who-jmw-turner</a></p> <p><b><u>We will be learning to:</u></b></p> <ul style="list-style-type: none"> <li>• Explore how artists represent water.</li> <li>• Learn about Joseph Turner.</li> <li>• create water effects using paper and watercolour paints.</li> <li>• create a finished piece inspired by the work of Joseph Turner.</li> </ul> <p><b><u>Vocabulary:</u></b> water, effect, brush, stroke, wash, tear, artist, movement, impression</p> <p><b><u>With your child you can:</u></b></p> <ul style="list-style-type: none"> <li>• Who is Joseph Turner?</li> <li>• How do artists create a water effect?</li> <li>• How can you represent water using art materials?</li> </ul> <p><b><u>ALLERGY AWARE</u></b> We will be using vinegar, baking soda and salt to create effects on watercolours. Please let us know if your child is allergic to any of these.</p>
<p>Music</p>	<p><b>This term we will be learning about the sea</b></p> <p><b>We are learning to:</b></p> <ul style="list-style-type: none"> <li>• select instruments to match seaside sounds</li> <li>• make sounds on a range of instruments</li> <li>• match instruments to seaside sounds</li> </ul>

	<ul style="list-style-type: none"> <li>• use my voice and body to create seaside sounds</li> </ul> <p><u>Vocabulary</u></p> <ul style="list-style-type: none"> <li>• dynamics, pitch, Instruments, sounds, seaside</li> </ul> <p><u>You can ask your child?</u></p> <ul style="list-style-type: none"> <li>★ To think about a time they have been to the seaside. (If you haven't you could look at photos of the beach together)</li> <li>★ What do people do at the seaside?</li> <li>★ What sort of sounds might you hear?</li> <li>★ What instruments could make that sound?</li> </ul>
<p><b>Physical Development</b></p>	<p><b>CHANGE TO PE DAY!</b></p> <p>Jenny is unable to lead our PE session in Friday, however she has kindly offered to come in on Wednesday instead. We will therefore be doing PE outside if weather permits. <b>Please ensure your child has tracksuit bottom or leggings on this day if possible.</b></p> <p>Monday PE session will be led by the class teacher and will be focusing on gymnastics using apparatus.</p>
<p>Any Other Information</p>	<p><b><u>PE</u></b></p> <p>PE is on Monday and Friday if you haven't done so already, please bring PE kits back.</p> <p><b><u>Phonics homework</u></b></p> <p>This will continue this week so look out for it to come home on Thursday or Friday.</p> <p><b><u>Library days:</u></b></p> <p>Chestnut has changed to Monday, Ash will still be Tuesday and Apple Thursday.</p> <p><b><u>Author Visit</u></b></p> <p>Jane Hissey will be visiting us on Friday morning.</p> <p><b><u>Reading week</u></b></p> <ul style="list-style-type: none"> <li>★ Monday is our open library day. Please come to the gate on the Year 2 playground at your allocated session. We can't wait to have you into school.</li> <li>★ Tuesday and Wednesday The Book Nook is coming into school. If you would like to buy a book for your child, please send them in with an envelope, alternatively you can visit after school in the hall.</li> <li>★ Thursday is dress up day. Come dressed as your favourite character or book and please remember to prepare your child so they are able to talk about their chosen book or character.</li> </ul>