





Hassocks Infant School
 Weekly information for Parents and Carers
 Weekly Overview

Year group: 1

Date: W.B 3.6.2024

Area of learning	What we will be learning
<p>Communication, Language and Literacy</p>	<p>Over the holiday something strange has started growing in the classroom! We will be investigating this and seeing if we can link it to any stories we know.</p> <p>This week we are learning to:</p> <ul style="list-style-type: none"> • Talk about traditional tales we already know. • Write descriptions. • Use drama to retell a story. <p><u>With your child you could:</u></p> <ul style="list-style-type: none"> • Read some fairytales together, • Ask your child to tell you a fairytale they know.
	<p><u>Phonics focus:</u></p> <p>/ai/ eigh aigh ey ea eight straight grey break /n/ kn gn knee gnaw /m/ mb thumb /ear/ ere eer here deer</p> <p><u>Reviewing the tricky words:</u> busy beautiful pretty hour</p> <p><u>With your child you could:</u></p> <ul style="list-style-type: none"> • Use phonics play to practise real and alien words. • Practise rainbow writing tricky words.
	<p><u>Handwriting:</u> This term we will focus on letter families joins and perfecting our pre cursive writing ready for year 2.</p> <div style="display: flex; justify-content: space-around; text-align: center;"> <div> <p>Long Ladder Letters</p>  </div> <div> <p>Curly Caterpillar Letters</p>  </div> <div> <p>One-armed Robot Letters</p>  </div> <div> <p>Zig-zag Letters</p>  </div> </div>
<p>Mathematical Development</p>	<p>Over the next two weeks, we will be looking at numbers to 100:</p> <p><u>We will be learning to:</u></p> <ul style="list-style-type: none"> • Count to 100 recognising each multiple of 10. • Partition 2 digit numbers. • Use a number line to count to 100 <p><u>Maths fluency</u> This week's activities begin by looking at how the numbers 11–15 can be composed of '10 and a bit'.</p> <p><u>Words you might hear your child say:</u> - Partition, fewer, equal to.</p> <p><u>With your child you could..</u></p> <ul style="list-style-type: none"> ★ Practise lots of counting forwards and backwards from any given number to 100. ★ Practise writing 2 digit numbers. ★ There are other Numberblocks episodes available to watch on BBC iPlayer in which the 'teen' numbers demonstrate how they split into parts, revealing the '10 and a bit' structure of these numbers, e.g. Series 3: 'Thirteen', 'Fourteen' and 'Tween Scenes'.

<p>Jigsaw PSED</p>	<p>This term we will be learning about Changing me.</p> <p>We are learning to:</p> <ul style="list-style-type: none"> • understand the life cycles of animals and humans • understand that changes happen as we grow and that this is OK <p><u>Vocabulary:</u> Changes, Life cycle, Baby, Adulthood</p> <p><u>You can ask your child?</u></p> <ul style="list-style-type: none"> - How does frogspawn become a frog? - What changes happen? - How long does it take to grow up? - Do we all grow up at the same rate? - What do you most like about being you now? - What do you want to be when you grow up?
<p>Science</p>	<p>This week we will be learning about plants. Our Big Question is ‘What a plant?’</p> <p><u>We will be learning to:</u></p> <ul style="list-style-type: none"> - use observations and ideas to suggest answers to questions - identify and name a variety of common wild and garden plants - identify and describe the basic structure of a variety of common flowering plants <p><u>Vocabulary:</u> Garden plants, wild plants, weeds, daisy, dandelion, buttercup, nettles, rose, pansy, iris, sunflower, sweetpea, lavender, clover, grass, identify, observe.</p> <p><u>With your child you could:</u></p> <ul style="list-style-type: none"> • Identify plants in your garden or on the walk to school. • Talk about how plants grow. • Plant a seed together.
<p>Music</p>	<p>This term we will be learning about timbre and rhythm through fairy tales.</p> <p><u>We will be learning to:</u></p> <ul style="list-style-type: none"> • use voices expressively to speak and chant • join in with repeated phrases and patterns • change our voice to represent different characters <p><u>Vocabulary:</u> timbre</p> <p><u>Ask your child:</u></p> <ul style="list-style-type: none"> • What the children know about ‘The Three Little Pigs’. • Who the ‘goodies’ and ‘baddies’ are in the story. • How they can tell which character is a ‘goodie’ and which is a ‘baddie’.
<p>Physical Development</p>	<p>This term in PE we will be focusing on Striking & Fielding' and 'Athletics'. We will be getting ready for sports day</p>
<p>Any Other Information</p>	<p><u>PE kits</u> Please remember to return PE kits to school ASAP.</p>