






Hassocks Infant School
Weekly information for Parents and Carers
Weekly Overview

Year group: 1

Date: W.B 10.6.2024

Area of learning	What we will be learning
<p>Communication, Language and Literacy</p>	<div style="display: flex; justify-content: space-between;"> <div style="width: 45%;">  <p>This week we are learning to:</p> <ul style="list-style-type: none"> • Be descriptive and use similes and interesting words to describe a character. • Extend our sentences by adding adverbs. • Learn a traditional tale. • Begin to change a well-known story to make our own version. <p><u>With your child you could:</u></p> <ul style="list-style-type: none"> ★ Read some fairy tales and then change the character or setting and see what happens. ★ Describe objects or people that you see using lots of adjectives. ★ Play I spy but describe something instead. </div> <div style="width: 50%;"> <p><u>Phonics focus:</u></p> <p>/zh/ su si treasure vision /j/ dge bridge /i/ y crystal /j/ ge large</p> <p><u>Learning the tricky words:</u> move improve parents shoe</p> <p><u>With your child you could:</u></p> <ul style="list-style-type: none"> ★ Use phonics play to practise real and alien words. ★ Practise rainbow writing tricky words. </div> </div>
	<p><u>Handwriting:</u> This term we will focus on letter families joins and perfecting our pre cursive writing ready for year 2.</p> <div style="display: flex; justify-content: space-around; text-align: center;"> <div> <p>Long Ladder Letters</p>  </div> <div> <p>Curly Caterpillar Letters</p>  </div> <div> <p>One-armed Robot Letters</p>  </div> <div> <p>Zig-zag Letters</p>  </div> </div>
<p>Mathematical Development</p>	<p>Over the next two weeks, we will be looking at numbers to 100</p> <p>We will be learning to:</p> <ul style="list-style-type: none"> • find one more and one less of a number to 100 • Compare numbers with the same 10s • Compare any two-digit number <p><u>Maths fluency</u> This week's activities will provide opportunities for the children to practise comparing numbers by reasoning about their composition. The children will compare the numbers 10 to 15, reasoning about the size of the numbers using their knowledge that these numbers are composed of '10 and a bit'. The children will then recap their understanding of the linear number system, first using the language of 'before', 'after' and 'between', and then reasoning that because the numbers 11 to 15 are composed of '10 and a bit', these numbers must sit on the number line between 10 and 20. The children will also practise identifying numbers using clues about their relative position in the number system, using the language of 'before', 'after' and 'between'.</p>

	<p><u>Words you might hear your child say:</u></p> <ul style="list-style-type: none"> - Greater than. Less than, compare <p><u>With your child you could..</u></p> <ul style="list-style-type: none"> ★ Practise lots of counting forwards and backwards from any given number to 100. ★ Practise writing 2 digit numbers. ★ Play bingo, with numbers between 50 and 100.
<p>Jigsaw PSED</p>	<p>This term we will be learning about Changing me.</p> <p>We are learning to:</p> <ul style="list-style-type: none"> • Understand that some things about us have changed and some things about us have stayed the same' • Know that changes are OK and that sometimes they will happen whether we want them to or not <p><u>Vocabulary:</u></p> <ul style="list-style-type: none"> - <i>Change</i> - <i>Life cycle</i> - <i>Baby Adult</i> - <i>Grown up</i> <p><u>You can ask your child?</u></p> <ul style="list-style-type: none"> ★ How do we change when we grow up? ★ Can we feel the changes as we grow up? ★ How much have you changed from when you were a baby? ★ What can you do now that you couldn't do when you were a toddler? ★ What can you do now on your own that you used to need help with?
<p>History</p>	<p>Over the next 2 weeks we will be learning about the past, within living memory. Our big question is How have schools changed in a century?</p> <p><u>We will be learning to:</u></p> <ul style="list-style-type: none"> • Identify changes within the last 100 years. • Learn that 100 years ago the monarch was King George V. • Understand a decade is 10 years. • Look at what schools were like in the 80s. <p><u>Vocabulary:</u></p> <p>Decade, living memory, compare, similarity, difference, century.</p> <p><u>With your child you could:</u></p> <ul style="list-style-type: none"> ★ Talk about what school was like when you were little and think about what was the same and what was different.
<p>Music</p>	<p>This term we will be learning about timbre and rhythm through fairy tales.</p> <p><u>We will be learning to:</u></p> <ul style="list-style-type: none"> • select suitable instrumental sounds to represent a character • respond to hand signals • To use one instrument to create different sounds • To choose one sound for a character from the 'Three Little Pigs'

	<ul style="list-style-type: none"> To explain why I have chosen that sound <p><u>Vocabulary:</u> timbre</p> <p><u>With your child:</u> ★ . retell the story of the 3 pigs using different voices for each character.</p>
<p>Physical Development</p>	<p>This term in PE we will be focusing on 'Striking & Fielding' and 'Athletics'. We will be getting ready for sports day</p>
<p>Any Other Information</p>	<p><u>Library week</u> Remember to bring your books into school!</p> <p><u>PE kits</u> Please remember to return PE kits to school ASAP.</p> <p><u>Grandparents' day.</u> Next week is Grandparents' day (Friday 21st June). this will be held on Friday afternoon. Grandparents are welcome to come to the school hall at 1.30 to watch a short assembly about our learning and then will be invited back to the classrooms to talk about how school has changed since they were little. The children will have prepared some questions to ask them about how school was different when they were little. There will also be an opportunity to look at children's learning.</p>