






Hassocks Infant School
Weekly information for Parents and Carers
Weekly Overview

Year group: 1

Date: W.B 17.6.2024

Area of learning	What we will be learning
<p>Communication, Language and Literacy</p>	<div style="display: flex; justify-content: space-between;"> <div style="width: 45%;">  <p>This week we are learning to:</p> <ul style="list-style-type: none"> • Use a story map to write the beginning, middle and end of a story. • Read through our writing as we go checking it makes sense. <p><u>With your child you could:</u></p> <ul style="list-style-type: none"> ★ Using a well known story work together to draw pictures to show the different parts – beginning, middle and end. ★ Go to the library and find different versions of Jack and the Beanstalk. Talk about what has changed. </div> <div style="width: 50%;"> <p><u>Phonics focus:</u></p> <p>/zh/ su si treasure vision /j/ dge bridge /i/ y crystal /j/ ge large</p> <p><u>Learning the tricky words:</u> move improve parents shoe</p> <p><u>With your child you could:</u></p> <ul style="list-style-type: none"> ★ Use phonics play to practise real and alien words. ★ Practise rainbow writing tricky words. </div> </div>
	<p><u>Handwriting:</u> This term we will focus on letter families joins and perfecting our pre cursive writing ready for year 2.</p> <div style="display: flex; justify-content: space-around; text-align: center;"> <div> <p>Long Ladder Letters</p>  </div> <div> <p>Curly Caterpillar Letters</p>  </div> <div> <p>One-armed Robot Letters</p>  </div> <div> <p>Zig-zag Letters</p>  </div> </div>
<p>Mathematical Development</p>	<p>Over the next two weeks, we will be looking at Money!</p> <p><u>We will be learning to:</u></p> <ul style="list-style-type: none"> - Recognise coins - Recognise notes - Count in coins <p><u>Maths fluency</u> This week's activities will support the children to develop fluency in reading and writing expressions and equations to represent familiar number bonds within 10. The focus is on developing a deep understanding of expressions and equations involving the addition/+ and equals/= symbols, rather than calculating unknown sums.</p> <p><u>Words you might hear your child say:</u></p> <ul style="list-style-type: none"> - Pounds, notes, money, value, - <p><u>With your child you could...</u></p> <ul style="list-style-type: none"> ★ Listen to the Great Pet Sale - https://www.youtube.com/watch?v=Yg6ZwRVHWGA

<p>Jigsaw PSED</p>	<p>This term we will be learning about Changing me.</p> <p>We are learning to:</p> <ul style="list-style-type: none"> • Understand that some things about us have changed and some things about us have stayed the same' • Know that changes are OK and that sometimes they will happen whether we want them to or not <p><u>Vocabulary:</u> Baby, growing up, adult, change</p> <p><u>You can ask your child?</u></p> <ul style="list-style-type: none"> ★ How has your body change? ★ What other changes have you had in your lifetime?
<p>History</p>	<p>Over the next 2 weeks we will be learning about the past, within living memory. Our big question is How have schools changed in a century?</p> <p><u>We will be learning to:</u></p> <ul style="list-style-type: none"> • Identify changes within the last 100 years. • Learn that 100 years ago the monarch was King George V. • Understand a decade is 10 years. • Look at what schools were like in the 80s. <p><u>Vocabulary:</u> Decade, living memory, compare, similarity, difference, century.</p> <p><u>With your child you could:</u></p> <ul style="list-style-type: none"> ★ Talk about what school was like when you were little and think about what was the same and what was different. ★ Show your child pictures of you at school. Can they spot what is the same and what is different?
<p>Music</p>	<p>This term we will be learning about timbre and rhythm through fairy tales.</p> <p><u>We will be learning to:</u></p> <ul style="list-style-type: none"> • select suitable instrumental sounds to represent a character • respond to hand signals • To use one instrument to create different sounds • To choose one sound for a character from the 'Three Little Pigs' • To explain why I have chosen that sound <p><u>Vocabulary:</u> timbre</p> <p><u>With your child:</u></p> <ul style="list-style-type: none"> ★ retell the story of the 3 pigs using different voices for each character.
<p>Physical Development</p>	<p>This term in PE we will be focusing on Striking & Fielding' and 'Athletics'. We will be getting ready for sports day</p>

Any Other Information	<p><u>Grandparents' day.</u></p> <p>Remember that Grandparents' Day will be on Friday 21st June. Grandparents are welcome to come to the school hall at 1.30 to watch a short assembly about our learning and then will be invited back to the classrooms to talk about how school has changed since they were little and have some refreshments. The children will have prepared some questions to ask them about how school was different when they were little so please prepare them to be grilled!</p>
-----------------------	-------------------------------------------------------------------------------------------------------------------------------------------------------------------------------------------------------------------------------------------------------------------------------------------------------------------------------------------------------------------------------------------------------------------------------------------------------------------------------------------------------------------------------