



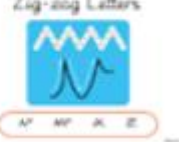


Hassocks Infant School
Weekly information for Parents and Carers
Weekly Overview

Year group: 1

Date: W.B 24.6.2024

Area of learning	What we will be learning	
<p>Communication, Language and Literacy</p>	<p>We will be starting a new story this week.</p>  <p>This week we are learning to:</p> <ul style="list-style-type: none"> • Make predictions. • Use inference to work out parts of a story. • Describe characters. • Adding s and es to plurals. <p><u>With your child you could:</u></p> <ul style="list-style-type: none"> ★ Play eye spy and spot plurals around the house, make a list and decide if it ends in s or es. 	<p><u>Phonics focus:</u></p> <p>/sh/ ti ssi si ci potion mission mansion delicious</p> <p><u>Learning the tricky words:</u> Just reviewing all there tricky words we have learned so far as we have now learned all the words for Year 1!</p> <p><u>With your child you could:</u></p> <ul style="list-style-type: none"> ★ Use phonics play to practise real and alien words. ★ Practise rainbow writing tricky words.
	<p><u>Handwriting:</u> This term we will focus on letter families joins and perfecting our pre cursive writing ready for year 2.</p> <div style="display: flex; justify-content: space-around; text-align: center;"> <div data-bbox="443 1128 651 1308"> <p>Long Ladder Letters</p>  </div> <div data-bbox="708 1128 938 1308"> <p>Curly Caterpillar Letters</p>  </div> <div data-bbox="975 1128 1193 1308"> <p>One-armed Robot Letters</p>  </div> <div data-bbox="1246 1128 1433 1308"> <p>Zig-zag Letters</p>  </div> </div>	
<p>Mathematical Development</p>	<p>This week we will be learning about time!</p> <p><u>We will be learning to:</u></p> <ul style="list-style-type: none"> - Read times on an analogue clock. - Tell the time to O clock and Half Past the hour. - Estimate the 'duration' of activities such as brushing our teeth, baking a cake and reading a book. <p><u>Maths fluency</u> This week's activities will support the children to develop fluency in reading and writing expressions and equations to represent familiar number bonds within 10. The focus is on developing a deep understanding of expressions and equations involving the addition/+ and equals/= symbols, rather than calculating unknown sums.</p> <p><u>Words you might hear your child say:</u></p> <ul style="list-style-type: none"> - The time is! The long hand is pointing to..... What time is it? It is O Clock, Half Past the hour.... <p><u>With your child you could...</u></p> <ul style="list-style-type: none"> ★ Notice the time of day you eat, leave the house, walk to school, walk home from school, go to bed. 	

<p>Jigsaw PSED</p>	<p>This term we will be learning about Changing me. We will be talking about our new classes. A letter will be sent home this week about new classes. We will be spending a day together in our new class groups doing some get to know you activities before the transition day next Wednesday.</p> <p><u>We are learning to:</u></p> <ul style="list-style-type: none"> • Understand that some things about us have changed and some things about us have stayed the same' • Know that changes are OK and that sometimes they will happen whether we want them to or not <p><u>You could ask your child:</u></p> <ul style="list-style-type: none"> ★ What are you looking forward to learning in Year 2? ★ What has been your best memory from Year 1? ★ What do you want to be able to do in Year 2 that you might not be able to do now?
<p>Computing</p>	<p>We will be using Purple Mash to make animated stories.</p> <p><u>We will be learning to:</u></p> <ul style="list-style-type: none"> • Use the 2Create a Story tool. • Add animation to a story. • Add sound to a story, including voice recording and music the children have composed. • Work on a more complex story, including adding backgrounds and copying and pasting pages. • Share e-books on a class display board. <p><u>Vocabulary:</u> Animation, background, e-book, edit, sound, clipart.</p> <p><u>With your child you could:</u></p> <ul style="list-style-type: none"> ★ Create a story map of your children's interest
<p>Physical Development</p>	<p>This term in PE we will be focusing on Striking & Fielding' and 'Athletics'. We will be getting ready for sports day</p>
<p>Any Other Information</p>	<p><u>Sports day.</u> On sports day children can come in wearing the colours of the team (see below) and PE kit. However, if you don't have that colour T-shirt don't worry we have stickers. Sports day starts at 1.10 on the field. Apple- Red Chestnut – Blue Ash – Yellow</p> <p><u>Library this week!</u> Please return library books. The computer system will not allow children to take a new library book out until the old one is returned so, please look though book boxes at home if you haven't returned your child's current book. Our library days are below: Chestnut – Monday Ash – Tuesday Apple - Thursday</p> <p><u>Plea for resources!</u> We are desperate for any small world animals and people, Playmobil etc.. So, if you are having a clear out could you consider donating to Year 1. Many thanks</p>