




**Hassocks Infant School**  
**Weekly information for Parents and Carers**  
**Weekly Overview**

Year group: 2

Date WC 11.11.24

| Area of learning                                   | What we will be learning  |   |
|--|---|---|
| <p><b>Communication, Language and Literacy</b></p> | <p>Our key text is:</p>  <p>Man on the Moon by Simon Bartram</p> <p>This half term we will be story mapping, 'innovating' (meaning we will change details to make it our own!) and writing our own version of the story.</p> <p>This week we will be answering the learning questions:</p> <ul style="list-style-type: none"> <li>- Can I story map the middle of a text?</li> <li>- Can I story map the end of a text?</li> <li>- Can I innovate the beginning, middle and end of the story?</li> <li>- Can I use adverbs?</li> </ul> <p><u>Vocabulary:</u><br/>innovate, launch pad, entertain, adverb</p> | <p><u>Phonics/Spelling</u></p> <p>This we are continuing the Little Wandle 'Bridge to Spelling' programme which builds on the children's phonics knowledge so that they can become more confident, independent spellers.</p> <p>This week our focus continues to be:</p> <p>What do I need to know to think about spelling?<br/>How do I use the Complete the code chart to help me to spell?</p>  |
| <p><b>Mathematical Development</b></p>             | <p><u>Maths</u></p> <p>In this unit, we will be continuing to build on our skills of addition and subtraction using concrete, pictorial and abstract methods.</p> <p>Our learning questions:</p> <ul style="list-style-type: none"> <li>• Can you use number facts to add multiples of ten to a 2 digit number?</li> <li>• Can you use number facts to subtract multiples of ten from a 2 digit number?</li> <li>• Can you partition numbers in different ways and solve word problems?</li> </ul> <p><u>Vocabulary</u><br/>Partition, addend, equation, part part whole model, tens, ones</p>  |   |
| <p><b>History</b></p>                              | <p><u>Big question - Why was the moon landing an important historical event?</u></p> <p>This week we are continuing our history lessons, building up to answering the key question and finding out more about the life of Neil Armstrong and what propelled him to want to become an astronaut. We will be exploring how life is different now to when Neil Armstrong landed on the moon. We will also be learning about the significance of the 'Moon Landing' and why it was so special.</p>  |   |

|  |   |       |       |        |       |        |
|--|---|-------|-------|--------|-------|--------|
|  | <p><b>Key vocabulary:</b><br/>Past, Living memory, Sequence, Event, Global, Apollo 11, Astronaut, NASA</p> <p><b>Questions you may like to ask your child:</b></p> <ul style="list-style-type: none"> <li>- Why was Neil Armstrong famous?</li> <li>- How was life different in the 1960s to now?</li> <li>- What did Neil Armstrong say when he stepped on the moon?</li> </ul>  |       |       |        |       |        |
| <p><b>Jigsaw</b></p>  | <p>Our unit this term will focus on the theme of 'Celebrating Difference'. This week are learning more about stereotypes and how we can sometimes make assumptions about people before we know them. We will focus this week on differences between us and how these make us unique and interesting!</p>  |       |       |        |       |        |
| <p><b>Physical Development</b></p>   | <p>Jenny will lead our Tuesday PE sessions and class teachers will lead sessions on Wednesday. We will be learning about fitness, as well as exploring a variety of hand-eye coordination games. Please ensure that your child has appropriate PE kit in school.</p>  |       |       |        |       |        |
| <p>Any Other Information</p>   | <p><b><u>General reminders</u></b><br/>Our PE days are <b>Tuesday and Wednesday</b>. Please ensure your child has appropriate PE kit in school (indoor and outdoor).</p> <p><b><u>Reading books</u></b><br/>Now that all reading assessments are complete, your child will bring home a new reading book at the end of this week. Children may bring home sharing books as often as they would like.</p> <p><b><u>Spelling words of the week</u></b><br/>Spelling words to practise in any way you choose!</p> <table border="1" data-bbox="384 1167 1497 1236"> <tr> <td>every</td> <td>great</td> <td>break</td> <td>steak</td> <td>pretty</td> </tr> </table> <p><b><u>Purple Mash homework</u></b><br/>No new Purple Mash this week.</p> <p>Thank you for your continued support,<br/>The Year 2 Team</p> | every | great | break  | steak | pretty |
| every  | great   | break | steak | pretty |       |        |

Please note this is a basic overview of the planning for this week. It is impossible to cover in this outline all the learning that takes place during a week! We also believe in listening to your children and responding to the children's interests and ideas and therefore all our planning is **very** flexible. Please note some of the learning will take place across more than one week and during some weeks, the learning focus may not cover all curriculum areas.