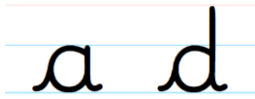




Hassocks Infant School  
 Weekly information for Parents and Carers  
 Weekly Overview

Year group: 1

Date: WC. 03.11.24

Area of learning	What we will be learning	
<b>Communication, Language and Literacy</b>	<p><b>We will be learning about features of a text this week.</b></p> <p><b>We are learning to:</b></p> <ul style="list-style-type: none"> <li>• Write questions using question marks.</li> <li>• Identifying what a sentence needs.</li> </ul> <p><b>You can help me at home by:</b></p> <ul style="list-style-type: none"> <li>• Identifying questions.</li> <li>• Thinking about question words and how our voice sounds when we ask a question.</li> <li>• Encouraging your child to ask lots of questions and answering them in a full sentence!</li> <li>• When reading and writing, identify, capital letters, full stops and checking for good sense.</li> </ul>	<p><b><u>Phonics focus:</u></b></p> <p>Learning our new golden sounds.</p> <p><b>/ur/ ir bird</b></p> <p><b>/igh/ ie pie</b></p> <p><b>/oo/ /yoo/ ue blue rescue</b></p> <p><b>/yoo/ u unicorn</b></p> <p><b>Learning the tricky words:</b> their people oh your</p> <p><b>You can help me at home by:</b></p> <ul style="list-style-type: none"> <li>- Downloading the sound mat and practising both the blue digraphs and golden year 1 digraphs.</li> <li>- Putting tricky on post its and reading them at every available moment!</li> </ul>
<b><u>Handwriting:</u></b>	<p><b>We are starting to use lead ins in all our writing and are focusing on:</b></p> <div style="text-align: center;">  </div>	
<b>Mathematical Development</b>	<p><b>This term will be focusing on addition and subtraction within 10</b></p> <p><b>We will be introducing:</b></p> <ul style="list-style-type: none"> <li>• Parts and wholes</li> </ul> <p><b>Vocabulary:</b></p> <ul style="list-style-type: none"> <li>• Parts and wholes</li> </ul> <p><b>You can ask me:</b></p> <ul style="list-style-type: none"> <li>- What is the part?</li> <li>- What is the whole?</li> <li>- What do you notice about the whole and parts?</li> <li>- Can the parts be swapped around?</li> </ul>	
<b>Jigsaw PSED</b>	<p><b>This term we will be learning about 'Celebrating differences'. This week we are learning about how we are the same and how we are different.</b></p> <p><b>We are learning to:</b></p> <ul style="list-style-type: none"> <li>• Can identify similarities between people in my class</li> <li>• Can tell you some ways in which I am the same as my friends</li> </ul> <p><b>Key vocabulary:</b></p> <ul style="list-style-type: none"> <li>• <i>Similarity/similar, Same as</i></li> </ul> <p><b>You can ask me:</b></p> <ul style="list-style-type: none"> <li>- Who is similar to you?</li> <li>- How does it feel to have similarities with people in your class?</li> <li>- How are you the same to people in your family?</li> </ul>	

<p><b>Computing</b></p>	<p>This week we will be learning how to log on, stay safe when using the computer and use purple mash programmes</p> <p><b><u>We will be learning to:</u></b></p> <ul style="list-style-type: none"> <li>• Add pictures and text to work.</li> <li>• Find saved work in the Online Work area.</li> <li>• Understand what the teacher has access to in Purple Mash.</li> <li>• See messages left by the teacher on their work.</li> <li>• Search Purple Mash to find resources.</li> </ul>  
<p><b>Physical Development</b></p>	<p><b>Jenny will lead Friday PE sessions and class teachers will lead sessions on Monday. We will be learning playground games and practising ball skills this term.</b></p> <p><b>We are learning to:</b></p> <ul style="list-style-type: none"> <li>• <i>Improve hand eye co ordination</i></li> <li>• <i>Develop underarm swing</i></li> <li>• <i>Control a ball</i></li> <li>• <i>Participate in group games</i></li> </ul> <p>Our PE days are <b>Monday</b> and <b>Friday</b>. Thank you to everyone who has already sent a PE kit in. On Mondays we will be learning playground games we can play with our friends at playtime. Please ask the children what games we have learned. On Fridays we are focusing on ball skills including throwing and catching.</p>
<p><b>Outside learning</b></p>	<p>We have lots of time outside each day. This week we will be:</p> <ul style="list-style-type: none"> <li>- Making a portrait of a friend using loose parts, large mirrors.</li> <li>- Making dragon nests using sticks and leaves.</li> <li>- Using hoops and beanbags to make part whole models.</li> <li>- Searching for some unusual objects in the sand and writing lists of what we find.</li> <li>- Practising playground games (noodles, zombie tag, monkey ball)</li> </ul>
<p><b>Any Other Information</b></p>	<p><u>Phonics:</u> We have recently assessed all children’s phonics knowledge and have picked out key sounds or words that your child might need to practice to help them be ready for the Year 1 sounds. Please check book bags and practise these daily with your child so they can catch up and get the best start to the Year 1 phonics programme.</p> <p><u>Diwali.</u> We will be celebrating Diwali and making divas in class.</p> <p><u>PE kits</u> Please bring PE kits back in.</p> <p><u>Library</u> This week is library week so please bring books in.</p>