

Maths

Fractions

- recognise, find and name a half as one of two equal parts of an object, shape or quantity
- recognise, find and name a quarter as one of four equal parts of an object, shape or quantity.

Position and direction

- To describe position, direction and movement, including whole, half, quarter and three quarter turns.

Time


- Being able to identify the hands on a clock.
- To look at how many minutes are in an hour.
- To know how many seconds are in a minute.
- To sequence events in chronological order using language, such as, before, after, next, today, yesterday, tomorrow.
- To tell the time to the hour and half past the hour.
- To show different times on a clock face.

Weekly handwriting

Sitting 'right to write'

**Hold pen comfortably and correctly*

- To write numbers correctly.



English


Writing:

- Past tense – ed
- Adding the prefix- un
- Extended noun sentences
- Writing sentences correctly.
- Writing a short story.
- Talking with my writing to a teacher and a friend.
- Writing poems.

Reading:

- Taking part in a group read by discussing books and listening to others.
- Reading common tricky words.
- Reading words by blending the sounds we have been taught.
- Building our prosody skills.
- Answering comprehension questions to show our understanding of what we have read.

Core books:



The Story of Frog Belly Rat Bone by Timothy Basil Ering

Secret Garden

Year 1 Summer 2, 2026

Phonics (Daily)

Year 1 Summer 2

	<u>Phase 5 graphemes</u>	<u>New tricky words</u>
Week 1	/ai/ eigh aigh ey ea eight straight grey break /n/ kn gn knee gnaw /m/ mb thumb /ear/ ere eer here deer	busy beautiful pretty hour
Week 2	/zh/ su si treasure vision /j/ dge bridge /i/ y crystal /j/ ge large	move improve parents shoe
Week 3	/sh/ ti ssi si ci potion mission mansion delicious	
Week 4	/or/ augh our oar ore daughter pour oar more review	
Week 5	review	

Expressive Arts & Design (EAD)

Design Technology

We will be looking at where food comes from and using our experiences from visiting The Patch to discuss how vegetables grow. We will then be using this discussion to make our own dip.

Music

We will be exploring how to play the glockenspiel and making sure that we are holding the beater correctly. We will also be focussing on how we can change the dynamics and tempo whilst we play. During these lessons we will be performing together and playing in time.

PSED: Changing me

We will:

- Understand life-cycles
- Say how I have changed from a baby
- Know changes are normal and to think of ways to cope with changes.
- Know how boys bodies are different to girls bodies.
- Name body parts and know which parts are private.

RE: Places of Worship

Our big question is Why are places of worship important?

- To know what a place of worship is.
- To discuss key parts of a Hindu mandi
- To discuss key parts of a Christian church
- To discuss why places of worship are important in religions

Wider curriculum and diary dates

Sports day – 18th June

Transition day – 1st July

Summer Fair- 20th June

Open afternoon- 29th June

Celebration picnics- W.B 13th and 20th July

Understanding the World

History: Our BIG QUESTION is: What do king and queens do?

As historians we will:

- Identify change and continuity within living memory.
- Learn that 100 years ago, the monarch was King George V and find out who he was
- Explore what a monarch is.

Key Vocabulary

Decade	Distant past	Long ago	Timeline	Queen	King	Monarch
--------	--------------	----------	----------	-------	------	---------

Science: Our big question is: What is the difference between wild and garden plants?

As scientists we will:

- Name and identify wild and garden plants
- Investigate seeds and bulbs.
- Discuss what separates wild and garden plants from each other.
- Designing what would be in our own Secret Garden and explain why.


Key Vocabulary

leaves	stem	stalk	flower	bud
--------	------	-------	--------	-----

Computing:

As animators we will:

- Be introduced to e-books and the 2Create a Story tool.
- Add animation and sound to a story.
- Work on a more complex story, including adding backgrounds and copying and pasting pages.
- Share e-books on a class display board.



Key Vocabulary

Animation	E-book	background	edit	font	sound effect	clip-art
-----------	--------	------------	------	------	--------------	----------

Physical Development

- Athletics – JASC
- Striking and fielding games – Class teacher