


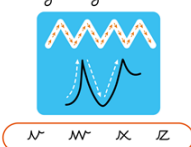


Area of learning	What we will be learning																																														
<p>Communication, Language and Literacy</p>	<p>Focus for the Week: This week we will be starting a new book called “The Story of Frog Belly Rat Bone Book by Timothy B. Ering”</p> <ul style="list-style-type: none"> - The children will be making predictions about the story based on the blurb and front cover. - They will be learning to use adjectives to describe a character. - They will be using verbs to describe what he is doing. 	<p>Phonics focus: We will be revising all our phonics learned so far.</p> <p>Tricky words: There are no new tricky words this term so please just practise the ones already taught. You can find a list of them here</p> <table border="1" data-bbox="911 629 1431 1108"> <thead> <tr> <th colspan="3">Year 1</th> </tr> </thead> <tbody> <tr><td>the</td><td>they</td><td>love</td></tr> <tr><td>do</td><td>be</td><td>come</td></tr> <tr><td>to</td><td>he</td><td>some</td></tr> <tr><td>of</td><td>me</td><td>one</td></tr> <tr><td>said</td><td>she</td><td>once</td></tr> <tr><td>are</td><td>we</td><td>ask</td></tr> <tr><td>were</td><td>no</td><td>friend</td></tr> <tr><td>was</td><td>go</td><td>school</td></tr> <tr><td>is</td><td>so</td><td>put</td></tr> <tr><td>his</td><td>by</td><td>push</td></tr> <tr><td>has</td><td>my</td><td>pull</td></tr> <tr><td>I</td><td>here</td><td>full</td></tr> <tr><td>you</td><td>there</td><td>house</td></tr> <tr><td>your</td><td>where</td><td>our</td></tr> </tbody> </table>	Year 1			the	they	love	do	be	come	to	he	some	of	me	one	said	she	once	are	we	ask	were	no	friend	was	go	school	is	so	put	his	by	push	has	my	pull	I	here	full	you	there	house	your	where	our
Year 1																																															
the	they	love																																													
do	be	come																																													
to	he	some																																													
of	me	one																																													
said	she	once																																													
are	we	ask																																													
were	no	friend																																													
was	go	school																																													
is	so	put																																													
his	by	push																																													
has	my	pull																																													
I	here	full																																													
you	there	house																																													
your	where	our																																													
<p>Handwriting:</p>	<p>This term we will focus on letter families joins and perfecting our pre cursive writing ready for year 2.</p> <div style="display: flex; justify-content: space-around; align-items: flex-start;"> <div style="text-align: center;"> <p>Long Ladder Letters</p>  </div> <div style="text-align: center;"> <p>Curly Caterpillar Letters</p>  </div> <div style="text-align: center;"> <p>One-armed Robot Letters</p>  </div> <div style="text-align: center;"> <p>Zig-zag Letters</p>  </div> </div> <p>Please support me at home by practising these.</p>																																														
<p>Jigsaw</p>	<p>Focus for the Week: This week, we will be continuing our learning about growth and change. We will be exploring how humans and animals change as they grow and learning about different life cycles.</p> <p>We Are Learning To:</p> <ul style="list-style-type: none"> • Understand that living things grow and change over time. • Explore the life cycles of humans and animals. • Identify different stages of growth from baby to adult. • Understand that everyone grows and develops at their own rate. • Talk positively about changes that happen as we grow. <p>Vocabulary:</p> <ul style="list-style-type: none"> - Change - Life cycle - Baby - Adulthood - Growth 																																														

Mathematical Development	<p>Focus for the Week: This week we will be starting our learning on fractions.</p> <p>We will focus on half, quarter, two and three quarter fractions.</p> <p>We will be recognise and find them in objects, shapes or amounts.</p>
Science	<p>Focus for the Week: This week, we are learning about plants. We will be identifying the parts of a plant, finding out what plants need to grow and survive, exploring the difference between wild and garden plants, and designing our own garden.</p> <p>We Are Learning To:</p> <ul style="list-style-type: none"> • Identify and name the parts of a plant. • Explain what plants need to grow and survive. • Compare wild plants and garden plants. • Design a garden that supports plants and wildlife. <p>Vocabulary:</p> <ul style="list-style-type: none"> – Plant – Roots – Stem – Petal – Soil – Water – Sunlight – Wild plant – Garden plant
Physical Development	<p>Jenny will lead Friday PE sessions and class teachers will lead sessions on Thursday.</p> <p>This term in PE we will be focusing on Striking & Fielding' and 'Athletics'. We will be getting ready for sports day</p>
Any Other Information	<p><u>PE kits</u> Please remember to return PE kits. Our PE days are Thursday and Friday. Don't forget to name every item that comes in too!</p> <p>Key Dates:</p> <ul style="list-style-type: none"> - Phonics Screening Check: Monday 8 June – Friday 12 June 2026 - Sports Day: 18 June 2026 - Summer Fair: 20 June 2026 - Chestnut Forest School: 10 June 2026 and 26 June 2026