

Hassocks Infant School
Weekly information for Parents and Carers
Weekly Overview

Year group: Reception

Date w/c 30.03.20

Dear All,

We hope you are keeping safe and well and we are very much missing you all. Thank you very much for your feedback in regard to the home learning previously set. Your comments help us to strive to attempt to make this as functional and supportive as possible during these times.

Please find detailed below some of this week's objectives and activities that we would have been covering at school. These are some suggestions of activities for you to do with your children at home and to give you an idea of some things that you could further resource or look at if you would like some additional things to do! Websites like **Twinkl***, Phonics Play, Oxford Owl and Collins are all offering free access, this will help refine your search of useful things to do. (See the Home Learning section on the school website for these links/resources.)

Please continue to share books at home and check out the free available book sites as listed below. It has been lovely to see your Tapestry uploads to see what children have been doing at home, but please do not feel obliged or under pressure to do so.

Once again, we appreciate that this is a very challenging time for you and your families. Please don't underestimate the importance of just spending time together- playing a game, baking and sharing stories, making dens etc.

Best wishes and stay safe

Love

The Reception Team.

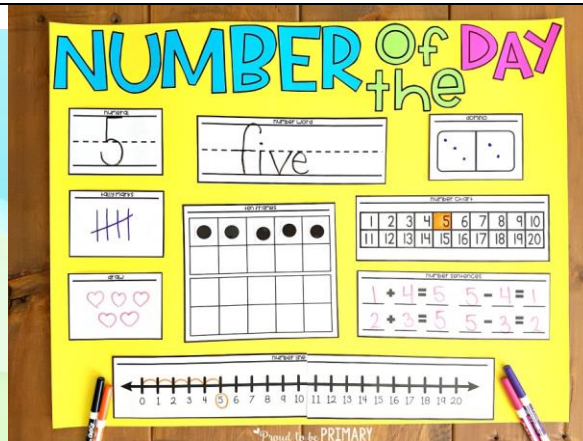
***How do I sign up for my free month trial?**

- **Step 1: Go to www.twinkl.co.uk/offer**
- **Step 2: Create an account and use the code CVDTWINKLHELPS**

Area of learning	What are we learning?	Possible activities and ideas
Communication & Language and Literacy (English)	<ul style="list-style-type: none">• To change a part of a story• To write a story	<p>Recap the elements of a story. Take a well-known fairy-tale/story and have fun changing key elements such as character/setting/problem/solution.</p> <p>E.g. Once upon a time there lived a big bad pig and 3 little wolves – see photo below for ideas</p> <p>Children can role play these stories/draw/write</p> <p>Children to consider the key features of a story and create their own story comprising of characters/setting/problem/solution. Encourage children to use “story language” such as:</p> <ul style="list-style-type: none">- Once upon a time/long, long ago- just then/suddenly/until- They all lived happily ever after, the end <p>Children can role play these stories/draw/write</p>

		<p>Please continue to use 'Song of Sounds' sound mats to support your child when reading and writing. The 'Song of Sounds' is on our website; the password is HISSos123</p> <p>Free phonetic banded reading books online - https://collins.co.uk/pages/big-cat-ebooks</p>	
		<p>Phonics*</p> <p>or - as in <u>horn</u></p> <p>er – as in <u>letter</u></p> <p>oy – as in <u>boy</u></p> <p>ou – as in <u>shout</u></p>	<p>Tricky words</p> <p>is by said</p>
Mathematical Development	<ul style="list-style-type: none"> To know everything about the number 16 To talk about capacity 	<p>Watch Number Blocks – Number 16 to introduce – talk about the different ways that we could show the number 16 – can you make it with lego/duplo/blocks/drawing/small toys/money/spotting it on a numberline/ see sheet for further ideas and get children to talk about what they can see and how do they know it is 16? Can you record this on a number 16 poster?</p> <p>Can you find 2 numbers (the parts) that make 16 (the whole)? How many ways can you find to make 16?</p> <p>Whilst cooking/bathing fill up different containers and introduce the words empty/full/half full or empty– can children put these containers in order from most full to empty? Have children label different bottles “full/empty/half full/empty”. Get children to create their own “potion recipe” detailing amounts e.g. “step 1 put half a cup of water – step 2 put a full cup of...” (see picture below) Possible extension – explore containers of different heights/widths. Children to make a prediction about which container holds the most/least amount. Investigate, does this match their prediction?</p> <p>Watch Number Jacks Container Drainer (see links below)</p>	
Personal, Social, and Emotional Development.	<ul style="list-style-type: none"> To take turns in a group game To calm my mind and body 	<p>Playing turn taking games will help develop understanding of fairness, waiting, celebrating wins and being a good loser! See suggestions below of DIY games you can create at home and visit the link to get more ideas!</p> <p>The children have been looking at breathing exercises whilst listening to a chime. The aim is to rest your eyes and take slow steady deep breaths – listen to the chime and continue to breathe until you cannot hear it anymore. See link below for chime sound effects.</p>	
Physical Development	<ul style="list-style-type: none"> See PE plans Letter formation 	<p>Please visit the Home Learning section of the school website and there you will find some PE videos and activities.</p>	

		<p>Practise writing the letters in the curly caterpillar family</p> <p>c a d g q e s f o</p> <p>Make sure you start in the correct place and <i>a</i>lways go round anticlockwise. Try and keep the letters the right size and see if you can sit them in the right place on the lines!</p>
Expressive Arts and Design	<ul style="list-style-type: none"> To tell a story with movement To learn a new technique 	<p>Follow the Cosmic Kids Yoga session (see link below) listen out for the key elements of a story as Jamie tells the story of Floss the Fairy in this week's Yoga session</p> <p>The children have been steadily increasing their artistic skills. This week introduce the children to paper weaving. Children could create a woven piece such as rainbow or even attempt an Easter egg (see links below)</p>
Understanding the World	<ul style="list-style-type: none"> To compare festivals To create a map 	<p>Discuss upcoming Easter and have a look at the Cbeebies "Let's Celebrate" clips (see links below) draw comparisons with Holi festival (see links below) discuss how each festival prepares / celebrates e.g. food/clothing/decorations/cards what is similar/different explore Bollywood music and have a dance!</p> <p>Discuss with children what maps are used for and look at a few examples. Draw a simple map of a room in your house – can you child create and label a map of their room?</p> <p>Can ch create a treasure/ egg hunt map with a trail marked out to indicate where clues/treats may lie?</p>
Any Other Information	<p>Song of sounds song - https://www.youtube.com/watch?v=48uf9I6P2xQ</p> <p>Tricky Words song - https://www.youtube.com/watch?v=e2dx65u59aw</p> <p>Number Jacks Capacity - https://www.youtube.com/watch?v=4y0QvIFGxqA</p> <p>Numberblock 16 - https://www.youtube.com/watch?v=iuzRI6CXdLg</p> <p>DIY Board Games Ideas - https://geekgeargalore.com/boardgames/best-diy-board-games-for-kids/</p> <p>Rainbow Breathing - https://www.youtube.com/watch?v=O29e4rRMv4</p> <p>Chime sound effect - https://www.youtube.com/watch?v=263e093H5eM</p> <p>Cosmic Kids Yoga - https://www.youtube.com/watch?v=wVhHPtrrSGE</p> <p>Weaving - http://www.paper-and-glue.com/2015/03/rainbow-paper-weaving.html</p> <p>Let's Celebrate Easter - https://www.bbc.co.uk/cbeebies/watch/lets-celebrate-easter</p> <p>Let's Celebrate Holi - https://www.bbc.co.uk/cbeebies/watch/lets-celebrate-holi</p>	



Let's Show Part, Part, Whole

**16 Differentiated Worksheets
and
5 Part, Part, Whole Mats**

Name: Rachel Date: 12/10/2019

Let's Show Part, Part, Whole

The tower below has 9 cubes.
Color the tower to show 2 parts.
Then, complete the part, part, whole diagram.

Whole

9

Part

5

Part

4

16

sixteen


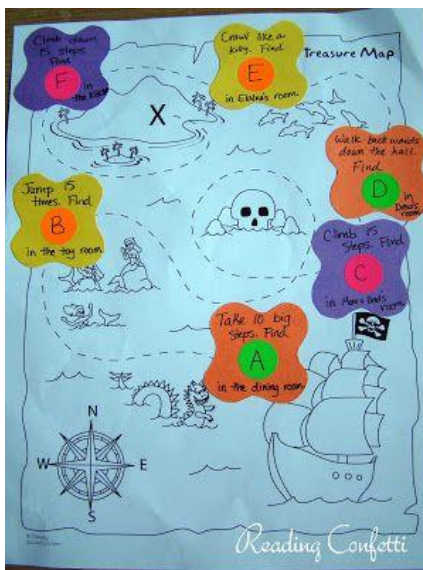
Fractured Fairy Tales

Authors often take a fairy tale story that we all know and change it up a bit to retell it in a fun, new way. These new stories are called fractured fairy tales.

Changes Authors Might Make

New or Different Characters	
Switch Good and Bad Characters	
Different Setting	
Make it Funny	
Make it Modern	
New or Different Events	

© Stephanie Trapp



Phonics guidance

- All children have been exposed to all sounds/graphemes we are currently working on revisiting and applying these within reading and writing with increasing independence
- An outline of the structure of a phonics session at school is as follows:
- Start each time by singing the song of sounds and encouraging children to join in with the actions - **Song of sounds song** - <https://www.youtube.com/watch?v=48uf9I6P2xQ>

- Introduce the given sound and talk about the song/picture/action
- Using the given sound ask children to think of some words that include those sounds
- Give children some words to read with those sounds
- Give children some words to practice writing with these sounds in
- Provide children with some sentences to read with words that have the sound in
- Children can also be given dictated sentences which include these words and a range of taught tricky red words
- Extension can children come up with their own sentences

Sound each day	Words	Sentences
or	born torn cork corn north sport doctor fortnight	The cub was born. The book is torn. Go to the north. Put the sport on. The doctor will see you. We went on holiday for a fortnight.
er	Fern herd letter Otter Order Runner	I can see a herd. It is a letter. The fern is big. Otters like fish. Can you order the food? I saw a slow runner.
oy	Boy Toy Joy Enjoy Annoy Oyster	The boy had a toy. I feel joy. Do enjoy the show. Do not annoy her. My toy is by the window. “Look an oyster!” he said.
ou	Out Mouth Cloud Ground Shouting	I went out. My mouth is red. I can see a cloud. The ground shook.

	Counting	A man is shouting. I like counting things.
Recap all sounds of the week and red words.	Recap a mixture of words of the week.	Recap a mixture of sentences of the week.

Oxford Owl offers a free eBook library – sign up is free

https://www.oxfordowl.co.uk/user/sign_up.html

Phonics Play has free membership – there are lots of activities that will link to and help practise and apply these sounds.

Username: march20 Password: home

Tricky word guidance

These words cannot be sounded out. They need to be learned by sight. Make flash cards of the words and use them for games in fun ways e.g. play pairs/snap, hide them around the house and garden for a hunt, put them going up the stairs to say as you step, write them with bath crayons etc. Work on a few each week and introduce the next few as they are given to build up more and more. Please see images below for some more interactive tricky word games.

