

# EYFS Phase 4 Phonics

## Morning Starter Activities



# To the Teacher

These activities require no preparation, but children will need writing equipment for some activities.

Slides are editable as for some of the activities you may wish to change the wording. For example, depending upon whether parents are involved or children are working independently, if you wish an activity to be a talk activity or you would prefer children to record their answers.



# Select an Activity

## Menu

High frequency words – went, said, were, it's.

High frequency words – have, there, from, like.

Words that rhyme with jump.

High frequency sentences – when, just, do, out.

Writing words – st.

Add consonant clusters to words.

Count the phonemes.

Write the words – gr, gl, br, sp, st, sk, lt

Read the sentence and draw the picture.

Consonant cluster spotter – nk, nd, cr.

Write about the photograph – A girl on a swing.

Writing words – sw and tw.

High frequency words – so, one, little, children.

Sort the words – tr or dr?

Write about the photo – The bench and the tree.

Write a sentence – fr, tr, nd, sp or st

Writing Words – cr, br, sp, bl, gr.

Write about the photograph – Camping in a tent.

Stan and Hank - Words and nonsense words.

Writing words – fl and cl.

Help Thelma the Thrush! - Words and nonsense words.

Clem the Clown. Words and nonsense words.

Writing words – st, lp, mp, nk.

Read the sentence and draw the picture.

Read the sentence and draw the picture.

Consonant cluster spotter - sk, st and mp.

Write about the photo – The skunk.

Reading polysyllabic words.

High frequency sentences – help, some, come, what.


# These words use **st**:

Sound talk the words.

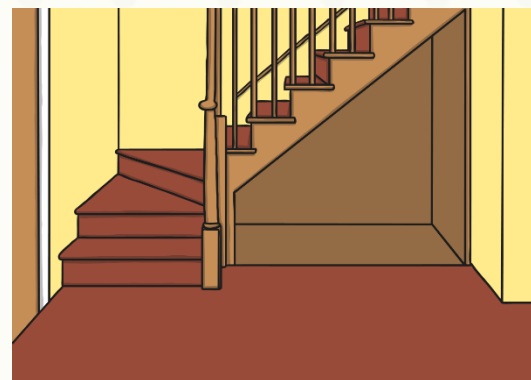
Can you hear the adjacent consonants in each word?

Are they at the start or the end of the word?

nest




star



stairs

Now write the words.

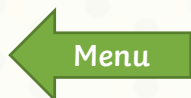


stick



toast


See  
answers





# Can you spot these consonant clusters in the story?

Frank put his hand into the rock pool and got a crab. He put it in his bucket. Next he got a shrimp. Then there was a big crash! It made Frank blink. He saw a mermaid sitting on a rock. She had a crown on. "Give me back my crab and my shrimp!" said the mermaid. Frank put the crab and the shrimp back in the pool. They sank down onto the sand. The crab and the shrimp crept to a rock. "Thank you," said the mermaid. Frank went home to look in his pond.



nk

nd


cr

See  
answers

Menu

# Can you spot these consonant clusters in the story?

**Frank** put his **hand** into the rock pool and got a **crab**. He put it in his bucket. Next he got a shrimp. Then there was a big **crash**! It made **Frank blink**. He saw a mermaid sitting on a rock. She had a crown on. "Give me back my **crab** and my shrimp!" said the mermaid. **Frank** put the **crab** and the shrimp back in the pool. They **sank** down onto the **sand**. The **crab** and the shrimp **crept** to a rock. "**Thank** you," said the mermaid. **Frank** went home to look in his **pond**.





# Write a sentence about this picture:



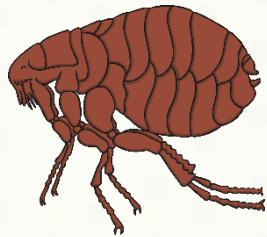
Photo courtesy of informatique (@flickr.com) - granted under creative commons licence - attribution

# These words use the adjacent consonants **cl** or **fl**:

Say the names of the pictures out loud.

Sound talk the word carefully.

Write the word.



**fl**ea



**fl**ower



**cl**ock



**cl**ip



**cl**own



**fl**ag

See  
answers





**Read the sentence and then draw the picture**



The green beast has some pink milk and some pondweed in her lunchbox.



# Read the words:

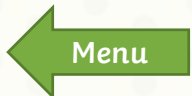
it's

said


went

were


Now write some sentences using the words.




# Add the consonant clusters to the words:



hand



glass



chimp



spoon



tent

Read the words.



See  
answers





# Write a sentence about this picture:



Photo courtesy of Brisbane City Council (@flickr.com) - granted under creative commons licence – attribution

Write a sentence about one of these pictures:






# Help Thelma the Thrush!

The real eggs have real words on them.

The fake eggs have made up words on them.



chest

treast

melting

spark

sost

pelf

scrunch

punch

chilp

fost

plump

spoift

Help Thelma to find the real eggs.



See  
answers



# Can you spot the adjacent consonants **sk**, **st**, and **mp** words in this story?

Mark had to make a mask. He went to the shed and put the lamp on. On the bench there was some card.

“I had better start my mask,” said Mark.

He put some tusks and a trunk on his mask. It was a big task. He got his flask and had a drink. Then he painted the mask and stuck on some ears.

“It is the best mask,” he said. Next, I will make a chimp.

Write some lists of the words:

sk

st

mp

See  
answers

Menu

# Can you spot the **sk**, **st**, and **mp** words in this story?

Mark had to make a **mask**. He went to the shed and put the **lamp** on. On the bench there was some card.

“I had better **start** my **mask**,” said Mark.

He put some **tusks** and a trunk on his **mask**. It was a big **task**. He got his **flask** and had a drink. Then he painted the mask and **stuck** on some ears.

“It is the best **mask**,” he said. Next, I will make a **chimp**.



Read the words:

have

from

there

like

Now write some sentences using the words.





# Count the phonemes:

Which words have got 4 phonemes and which words have got 5 phonemes?

Can you sort them out?

clown

stand

roast


clamp

spend

spoon

beast

fresh



Menu

# These words use the adjacent consonants **tw** and **sw**:

Sound talk the words.

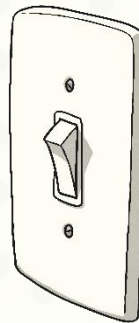
Listen to the phonemes.



**tw**ins



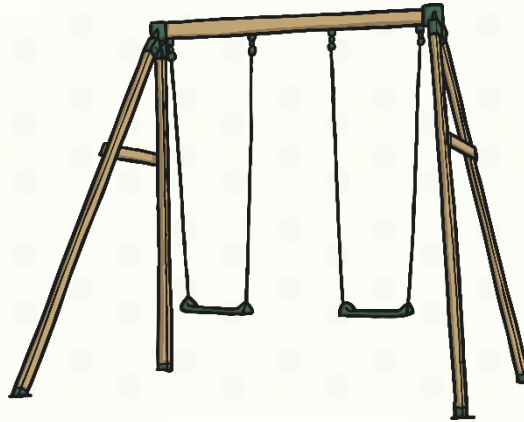
**tw**ig



**sw**itch



**sw**im



**sw**ing

Now write the words.



See  
answers

Write a word using each of these adjacent consonants:

cr

bl

sp

br

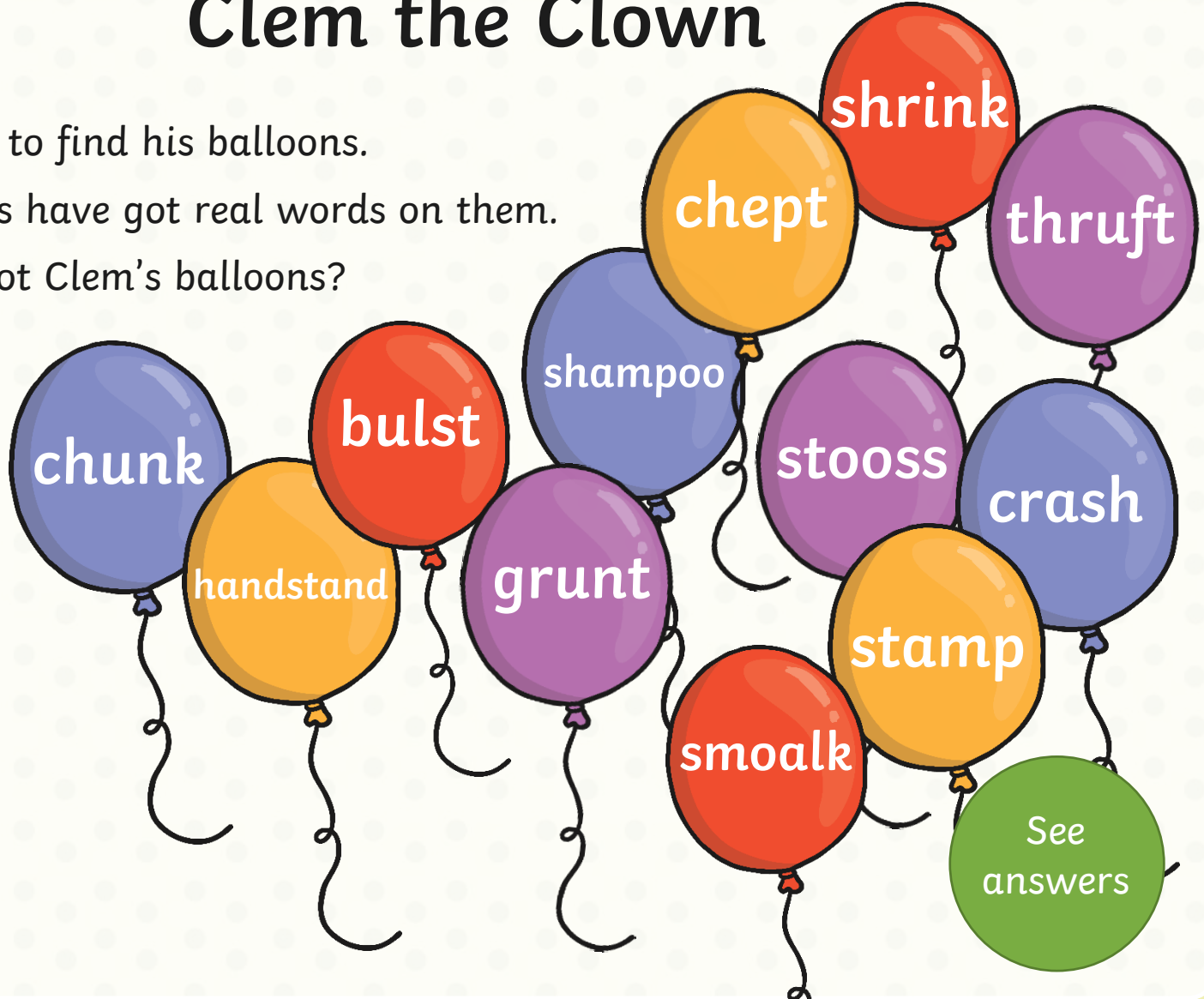
gr





# Clem the Clown

Clem needs to find his balloons.  
His balloons have got real words on them.  
Can you spot Clem's balloons?



# Write about the picture.




Photo courtesy of rikkis\_refuge (@flickr.com) - granted under creative commons licence – attribution

How many words can you write that  
rhyme with **jump**?






These words use different adjacent consonants:



chest




belt



glass



spear



tusk



grass



brush

See  
answers

Menu

Can you write the words?

Read the words:

so

little

one

children

Now write some sentences using the words.





# Write about the picture.



Photo courtesy of DanLoaImba (@flickr.com) - granted under creative commons licence – attribution



Write some words that use adjacent consonants **st**, **lp**, **mp** and **nk**.



**Read the words and draw the pictures:**

sandpit

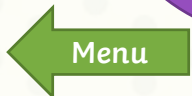
lunchbox

chimpanzee

windmill

handstand

printer



Read the words:

when

just

do

out



Now write some sentences using the words.



**Read the sentence and then draw the picture:**




The chimpanzee swings in the tree to get to the fresh green leaf.




# tr or dr?

Sort the words out.  
Do they use **tr** or **dr**?



**tr**ain



**dr**ain



**tr**ee



**dr**eam



**dr**ip



**tr**ack

See  
answers

Menu

# Stan likes to eat real words. Hank likes to eat silly words.

Sort out the words for Stan and Hank.

desktop

greelp

sixth



Stan



Hank

strant

scrainp

brear

cost

blent

thunder

speech

See  
answers

Menu



Read the sentence and draw a picture:



The children sat in the starlight near the tent.



Read the words:

help

come

some

what

Now write some sentences using the words.

