


Michelle Reader



Aim

- I can make a sculpture from recycled materials.



Success Criteria

- .
- I can choose recycled materials to create my sculpture.
- I can join different materials together.
- I can give sculpture key features.



Michelle Reader


Michelle Reader lives in London, and works in her studio in Walthamstow. She uses recycled materials and found objects to make sculptures. Her sculptures are figurative, so they look like real things, such as a jaguar. She sometimes uses mechanical elements, such as pieces of toys or clocks.





Jaguar, 2012

To make this jaguar, Reader used lots of unusual materials, such as satellite dishes, remote controls, metal brackets, cables, nuts and bolts


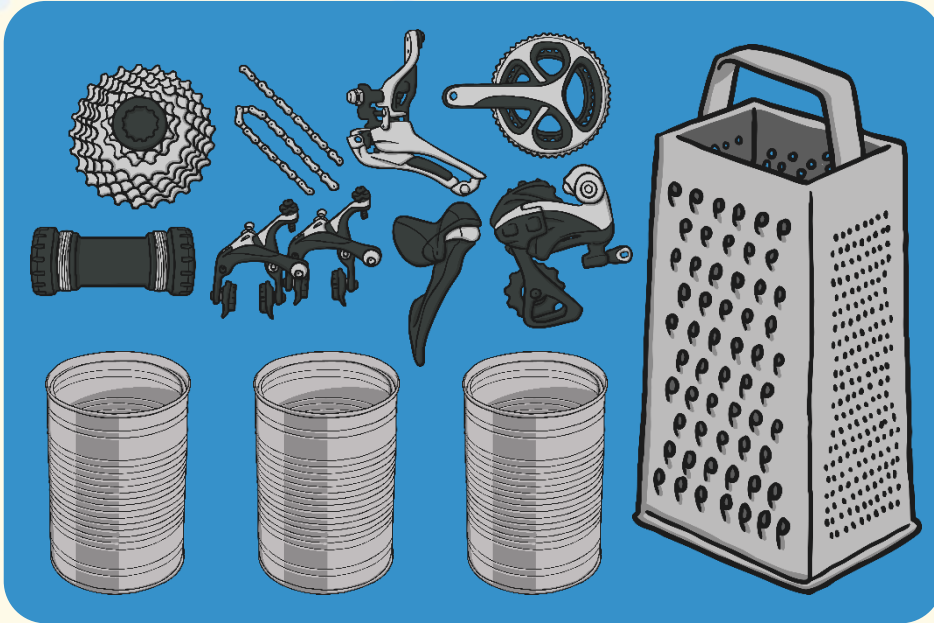


Photos courtesy of michelle-reader.co.uk



Boat, 2001

This small boat was made from recycled materials including aluminium cans, bicycle parts, a keyhole plate and a grater.



Photos courtesy of michelle-reader.co.uk



Agapanthus, 2010

In this sculpture, the artist used plastic bottles, a fishing rod, garden hose and fruit bowls.



Photos courtesy of michelle-reader.co.uk



Junk Mail Postman, 2011

This life-size sculpture of a postman is made from junk mail. Reader used 800 pieces of post to create the sculpture, to show how much paper is wasted on junk mail.



Photos courtesy of michelle-reader.co.uk



Off the Hook, 2010



What materials do you think the artist used to make this figure sculpture?



Photos courtesy of michelle-reader.co.uk



Let's Make!

Let's use rubbish
to make
something
amazing!

