



Hassocks Infant School

Weekly information for Parents and Carers - Weekly Overview

Year group: 1

Date: WC. 18.5.20

Dear parents/carers,

As we enter the final week of Summer Term 1, it's hard to believe how many weeks of home schooling are behind us. You have all done a fabulous job in supporting us, by using the home learning as best as you can and giving your children opportunities to explore, imagine and create. We appreciate how you are adapting the learning activities we are suggesting, and making them work for you and your family, so thank you.

As the time approaches for schools to begin a return from lockdown; be rest assured that we will still be here for you and your children. They are our main priority and always will be. Until we know more, and vital decisions have been made, we will continue to keep in touch with you. We will be phoning to simply talk, to make sure you are OK and offer our support where needed. Please do continue to email any pictures of lovely things your children have been doing, or if you simply need to ask something. We are here.

Keep Smiling!

Best wishes,

The Year 1 Team.

Emails:

apple@hassocksis.com

ash@hassocksis.com

chestnut@hassocksis.com

What will we be learning this week?

| Area of learning | What are we learning? | Possible activities and ideas |
|---|---------------------------------|---|
| Communication & Language and Literacy (English) | To read words with contractions | Words with contractions are where a letter or letters have been omitted with an apostrophe and includes words like I'm, I've, I'll, where's, he's They are shortened version of words and the apostrophe shows where the missing letter or letters were and joins the word together like glue. Watch clip: https://www.youtube.com/watch?v=IJyy4A-rjB4 |

| | | |
|--------------------------|---|---|
| | To plan and write a story | <p>As you read this week can you spot these with your child and talk about the word and which letters have been left out?</p> <p>Can you help Stanley the Sloth match some words that have been made into words with contractions?</p> <p>Can you have a have a go at writing some by answering some questions?</p> <p>Who are you?- I'm.....</p> <p>Do you have any brothers or sisters/pets? I've got.....</p> <p>How old is your brother/sister/pet/mummy? He's/she's.....</p> <p>Can you remember what book Mrs Lee found in the bluebell wood? Watch her read the rest of the book on the video.</p> <p>Did you get any of your predictions right?</p> <p>We are going to be having a go at planning and writing our own version of the story of 'The Bog Baby'.</p> <p>Watch Mrs Lee planning a story and drawing a story map and then have a go at planning your own by drawing pictures of your ideas and adding some key words to help you.</p> <p>Can you write the story now? Can you add use some things we have been learning about? Could you use an exclamation mark or a word with a contraction?</p> <p>Could you read your stories aloud and show us your video? We'd love to see them!</p> |
| Mathematical Development | <p>To recall number bonds to 10 and 20.</p> <p>To find a half</p> | <p><i>Can you remember your number bonds to 10 and 20? (all the number sentences that equal 10 and 20)</i></p> <p><i>Can you have a go at writing them down systematically?</i></p> <p><i>How quickly can you recall them? Can you time yourself?</i></p> <p><i>Sing and dance your number bonds!</i></p> <p>https://www.youtube.com/watch?v=ID9tjBUiXs0</p> <p><i>Children explore finding a half for the first time using shapes and sets of objects. They will use the vocabulary 'half' and 'whole'. Children will not at this stage use the fractional notation of $\frac{1}{2}$. It is important that they know that a half means 'one of two equal parts' and are able to count them.</i></p> <p><i>Watch Maths video 1- finding a half</i></p> <p><i>Parents- have a look at the list of activities below showing different ways to explore looking at a half within shapes and objects.</i></p> |

Key mathematical talk-

How do you know if a shape is split into halves?

How many halves make a whole?

Can we count them?

How do you know if an object or shape has not been split in half?

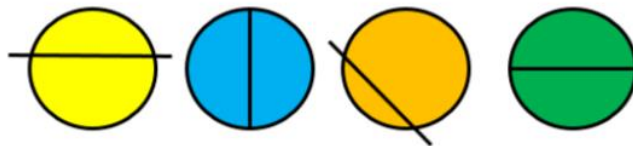
Is there more than one way to show half of a shape or object?

Is this the same for all shapes?

Activities-

- *Sharing food- as seen in video 1*
- *Exploring shape- see problems below*

Which circles have been split into equal halves?



- *Treasure hunt! Parents see problem below. I have put bigger versions of the shapes on the website that can be cut into halves. You may wish to cut out these shapes and hide these around your house/garden. Children can have a go at finding these and matching the 2 halves to make a whole. You may wish to use the mathematical language (above) to support and develop reasoning skills.*

Match the halves to make 5 complete shapes.



To find half of an amount



Children use their understanding of finding half of an object or shape and apply this to finding half of a small quantity. It is important that children find the total amount and can then show how this number can be shared equally into two. The use of concrete manipulatives such as counters can help children to find a half.

See maths video 2 – finding half of an amount

PowerPoint on the website

See maths video 3- Miss Griffin needs your help

See problem solving on the website for some extra challenges!

| | | |
|--|---|---|
| <p>Personal, Social, and Emotional Development.</p> <p>- PSHE and Relationships (Jigsaw Time)</p> | <p>To identify emotions</p> | <p>Story video- The colour monster</p> <p>Listen to Miss Griffin read 'The Colour Monster'. Can you put colours to your emotions? Think of how you feel at different times – happy, sad, annoyed, tired, angry.</p> <div style="display: flex; justify-content: space-around; align-items: center;">   </div> <p>What colour do you think each feeling has? Draw a different coloured monster for each feeling. Think about what your monster's eyes and mouth will look like for each emotion.</p> |
| <p>Physical Development</p> <p>- PE</p> | <p>To practise throwing and catching</p> <p>To develop flexibility</p> | <p>Please see the PE ideas and video from our fantastic PE specialist teacher on the school website.</p> <p>This week you are practising your throwing and catching and working on your flexibility!</p> |
| <p>Understanding the World</p> <p>- Geography</p> <p>- History</p> <p>- Science</p> <p>- Computing</p> | <p>To research a sculptor</p> <p>To design and make a sculpture</p> | <p>Can you research Michelle Reader? How does she make her sculptures and what materials does she use? There is a PowerPoint to help you.</p> <p>After researching Michelle Reader, can you have a go at designing your own sculpture, using some of the materials Michelle Reader might use? Can you add labels to your design?</p> <p>Have a go at making your design!</p> |
| <p>Useful websites to support learning</p> | <p>Currently the educational website Twinkl is offering free membership. All you need to do is create a free account online. This site offers resources and many fun activities for children. This is the log in code- CVDTWINKLHELPS https://www.twinkl.co.uk/offer</p> <p>You can find free phonetic banded reading books online at - https://collins.co.uk/pages/big-cat-ebooks</p> <p>PHONICS: www.phonicsplay.co.uk – Username:march20 Password: home phase 4 and 5. http://www.letters-and-sounds.com – phase 4 and 5 games. The 'Song of Sounds' has been previously sent to you via email link; the password is HISsos123</p> <p>https://www.youtube.com/watch?v=vIBc703kYMg – a great syllable song with Jack Hartmann for active learning!</p> <p>https://www.youtube.com/watch?v=psUPYR235O8 - Go noddle- clap it out blazer fresh.</p> <p>MATHS:</p> <p>https://www.topmarks.co.uk/</p> <p>https://www.ictgames.com/</p> | |

Phonics Learning WC 18.5.20

| Focus | Activity | Resources |
|--|--|---|
| Reading alien words – nonsense words! | <p>As we have been looking at monsters recently, your activity this week is to try to read some alien (monster) words, using all the sounds we have been learning.</p> <p>You can make your own flashcards to use or print off the ones I have included with the planning, whatever is easiest for you.</p> <p>Using the flashcards, work your way through the words, thinking carefully about using the sounds you know and remembering that we can read nonsense words by using our sounds, but that the words won't make sense. You can add sound buttons too if you would like too.</p> <p>Practising nonsense words helps us to know that we have learnt all the sounds that we need to from Song of Sounds and can use them in lots of different ways. Yay!!</p> | <p>Nonsense Words:</p> <p>steck, hild, quemp, geck, cham, tord, thazz, blan, spron, tox, bim, vap, stroft, terg, blurst, voo, snemp, fape, jound</p> |
| To practise distinguishing between real and nonsense words | <p>SPACEHOPPER SPRINT</p> <p>This game needs some space, so head outside if you can or move some furniture around!</p> <p>Put a selection of real and nonsense words at one end of the space and take your position at the other end. To the left of the hoop make a sign that says 'REAL' and to the right of the hoop make a sign that says 'ALIEN'</p> <p>On a given signal, run to the hoop, pick a word, read it and decide if it is real or nonsense. Put it on the sign you think is right. Then run back to the start and go again! You can share the game with your sibling(s) or parents so you can take it in turns.</p> <p>How many words can you read correctly? Why not challenge yourself and see if you can get through all the words in 5 minutes? 2 minutes?! Enjoy!</p> | <p>Nonsense Words:</p> <p>steck, hild, quemp, geck, cham, tord, thazz, blan, spron, tox, bim, vap, stroft, terg, blurst, voo, snemp, fape, jound</p> <p>Real Words:</p> <p>eat, took, cold, boat, girl, boy, inside, rabbit, gave, birds, found, sleep, sun, much, snow, thing, dragon, cried, fish</p> |

