





Statistics - w/c 01.06.20 Challenge for Activity 2 – pictograms.

Use the clues below to help you complete the pictogram.



- More Caramel was sold than Bubblegum flavour, but less than Strawberry flavour.
- Mint was the most popular flavour.
- Vanilla was the least popular.

Flavour	 = 1 ice cream	Total
Strawberry		
Vanilla		
Chocolate		
Mint		
Caramel		
Bubblegum		4

Look very carefully at this pictogram!

The key shows that each block = 2 animals NOT 1 animal!

Pet	Tally
Dog	
Cat	
Rabbit	
Fish	

Pet	
Dog	
Cat	
Rabbit	
Fish	

 = 2 animals

Cat, rabbit and fish have not got the correct amount of blocks in the pictogram – can you add more to make it correct? (Don't worry if you go out of the box!)

What would you draw if there was only 1 dog?