



Maths – Number and Shape, Space & Measure



Lesson 1, 2, 3, 4...

We are learning to use our maths knowledge to solve problems -

In the table there are a variety of maths problems you can have a go at solving! These will help practise your skills and get you thinking logically and mathematically! Enjoy!

The Ice Cream Cone



There are four flavours of ice cream:

strawberry


chocolate

mint

vanilla

You can put two scoops into each cone. The two scoops can be the same flavour or different. How many different cones can you make?

There are 12 straws in this pattern of 5 squares. Take 20 straws (or any items of the same length). Arrange them to make as many square as you can. Don't bend or break the straws/items! How many squares can you make?




Using wooden blocks, Lego, cushions – whatever you can find –
Build the tallest tower you can in 5 minutes! Have a race against a family member or work together to build it as high as you can!

HAPPY
SUMMER
HOLIDAYS!

The Bus Stop!

Read the instructions to work out where everyone should be in the queue for the bus! Write their names in order.



The dog is the last in the queue.
The man is in between the girl and the dog.
The lady is before the boy.
The boy is next to the girl.

English - Writing



Lesson 1

We are learning to say the letters of the alphabet in order and know their names.

We all know lots of sounds that letters make but it is important to learn their names too! Sing the alphabet song to remind you and then listen and join in with the [Name Game](#) song!



Lesson 2

We are learning to say the letters of the alphabet in order and know their names.

A-Z of your time in Year 1!!

Write the letters of the alphabet down a page -

A

B

C

Use each letter to think of one idea that relates to something you remember from your class or Year 1 e.g.

Ash class!

Brighton Toy Museum

Christmas Play

Do a few letters and ideas each day until you have completed the alphabet! **9 letters today! A-I**



Lesson 3

We are learning to say the letters of the alphabet in order and know their names.

Continue with the next set of letters J-R



Lesson 4

We are learning to say the letters of the alphabet in order and know their names.

Continue with the next set of letters S-Z

HAPPY
SUMMER
HOLIDAYS!



Reading and Spelling

Try and tick off as many of these activities as you can each week as part of your home learning! Colour in the circles each time you complete the activities.

Reading

Aim for 20 minutes per day:

Mon ☐ Tue ☐ Wed ☐ Thur ☐ Fri ☐

**Phonics – see above for your phonics learning this week!
It's linked in with the writing section!**

Aim for 20 minutes per day:

Mon ☐ Tue ☐ Wed ☐ Thur ☐ Fri ☐

Physical Activities

Please see our school website for lovely PE videos for games and activities from our fantastic specialist PE teachers, Abi & Jenny or do some yoga/dance/mindfulness on [Cosmic Kids each day](#)

Mon ☐ Tue ☐ Wed ☐ Thur ☐ Fri ☐

Topic / Understanding the World

Music – use our voice and body to create sound and beat


Music can be a really good way to stimulate your senses and make your imagination and curiosity take off; have a go at making your own music! You can use your voice in different ways or your body to create a steady beat? Stamp your feet, clap your hands, pat your legs, hum. You could even get some things from your kitchen to make a band! Saucepans and wooden spoons would make great drums! What else could you use? Enjoy using your creativity to explore different sounds and beats.



Personal, Social, Health Education (PSHE) - transition

Year 1 - you are about to spread your wings and fly to Year 2 and they are very excited to have you! As a little fun activity, [measure your wingspan](#) using the instructions in the link. Once you have measured it, use the internet to research what bird you have the same wingspan as and if any of their characteristics are similar to you!

e.g. - Mrs Hutchings' wingspan is 155cm/61 inches and using the internet I found that this is the same as a White Stork! A White Stork lives in Europe like me and they like to eat meat and I do too!



Creative Task – You Choose!

As you move up to Year 2 and you continue to grow in your learning; it's important to remember that everyone has the right to a choice and your choice may not be the same as someone else's and that's OK. We are very lucky that we have the right to choose over lots of different things. Listen to and enjoy the story '[You Choose](#)' By Nick Sharratt and Pippa Goodhart. Create your own You Choose page! Using the story as a guide, draw 3 or 4 of your own pictures to create a few of your own You Choose pages!