



TAPESTRY
ONLINE LEARNING
JOURNAL

Tapestry Online Learning Journal for Home Learning and reading KS1

What is Tapestry?

- ▶ Tapestry is an online learning journal system
- ▶ There is an app and browser version available
- ▶ We can use it to record children's learning and development using tablet devices and PCs.
- ▶ We can set you up as parents with your own secure logins so you can view, comment on and add your own observations to your child's journal for reading and weekly home learning activities.

Why are we using Tapestry?

- ▶ Due to Covid we need alternative ways to keep in contact with you and discuss your child's learning.
- ▶ You can share observations of reading and any learning your child has been doing at home.
- ▶ It creates a two way communication between us (the staff), and you (the families.)
- ▶ There are greater opportunities to extend your child's learning at home – you can add your own observations and communicate with us.
- ▶ If a bubble closes we will be able to set up Remote Learning quickly to ensure your child doesn't miss out on their education.


How is the data kept safe?

- ▶ A password is required to access Tapestry, remember the stronger the password you set, the more secure your account is
- ▶ You are linked manually to your child/children so you can only view observations for them
- ▶ We don't need to store any of the data entered onto Tapestry, they store it for us on secure cloud servers within the EU
- ▶ Data is stored separately for each school
- ▶ Tapestry's developers and support personnel require our permission to access our Tapestry account
- ▶ For more information about Tapestry security you can go on their website <https://tapestry.info/security.html>



Logging in

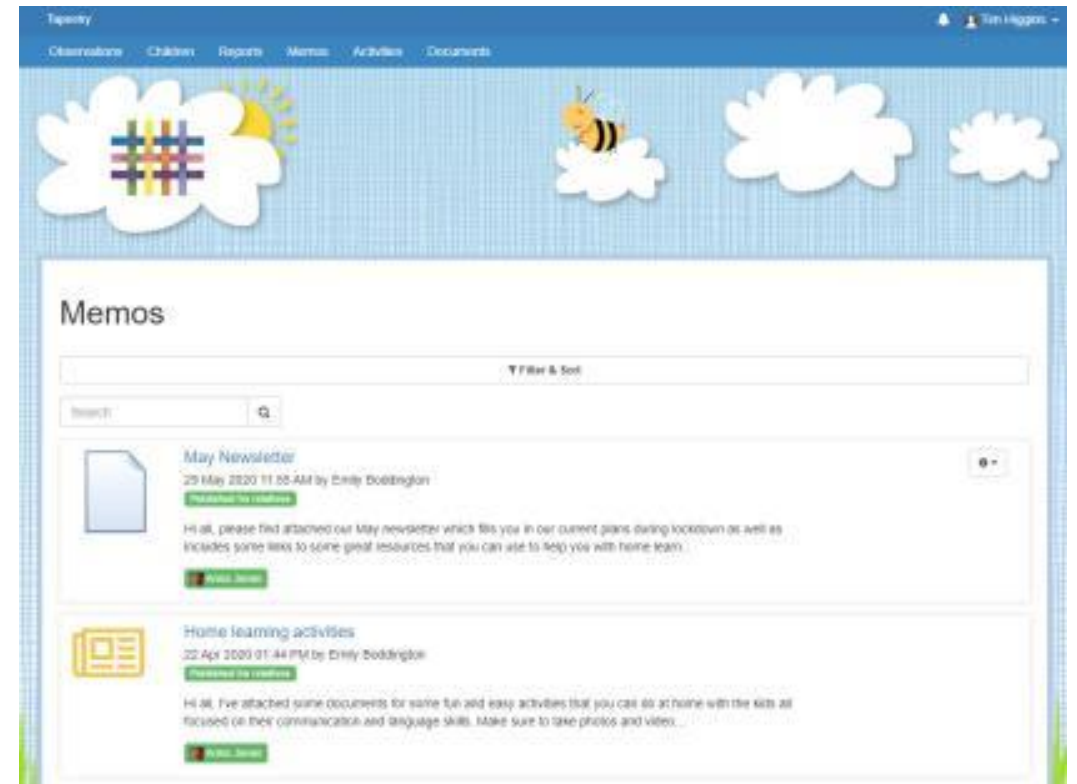
- ▶ To login to Tapestry we will need to have an email address for you
- ▶ Once you activate your account you can then login using your email and password
- ▶ You can reset your password by email if you forget it
- ▶ Passwords are case sensitive
- ▶ Remember to set a strong password
- ▶ You can read this article for some guidance on how to set a strong and memorable password
<https://eyfs.info/forums/topic/47249-password-setting-advice/>



The screenshot shows the login interface for Tapestry Online Learning Journal. It features the logo at the top left, followed by the text 'TAPESTRY ONLINE LEARNING JOURNAL'. Below this are two input fields: 'Email address' and 'Password'. A blue 'Log In' button is positioned below the password field. At the bottom left, there is a link that says 'Having trouble logging in?'.

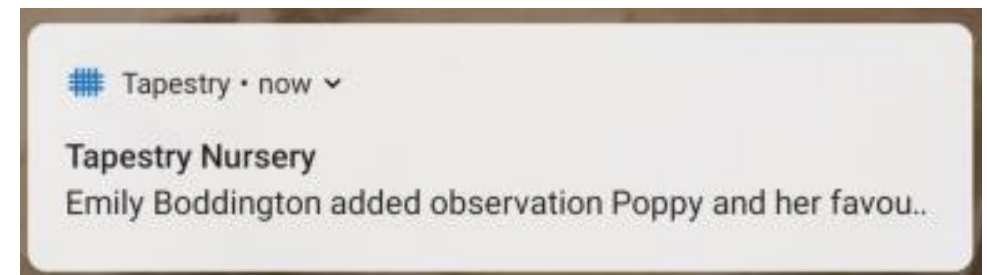
Memos

- ▶ Memos allow us to share messages with you such as reminders and newsletters and home learning grids and menus.
- ▶ They are separate to observations
- ▶ You will also be able to add comments and like memos.



Notifications

- ▶ If you would like to receive notifications it's possible to receive email notifications immediately, daily or weekly
- ▶ There are different notifications for things like new observations and observation comments
- ▶ On the app (only on the new version) you can also receive push notifications



How we are using it in KS1?

- ▶ We will upload home learning menus/ grids each term for the children to complete at home, these will be linked to our learning in class and our topic for the term.
- ▶ You can upload weekly reading observations and comments. Teachers will look at these every Thursday and respond if appropriate. Please only add 1 comment a week with the heading **READING**.
- ▶ Children will be able to share their home learning with their class teacher.
- ▶ Spellings (Year 2) and phonics homework (Year 1 after Christmas) will be uploaded by class teachers and children can share any work they have done with this in their online journals.